

# 2007 STATISTICS & RESULTS

RECORD:	OVERALL	HOME	AWAY	NEUTRAL
ALL MATCHES .....	(26-8)	(12-3)	(7-4)	(7-1)
PAC-10 CONFERENCE .....	(12-6)	(6-3)	(6-3)	(0-0)
NON-CONFERENCE .....	(14-2)	(6-0)	(1-1)	(7-1)

NO.	STATS SUMMARY	G	K	K/G	E	TA	Pct	A	A/G	SA	SE	SA/G	RE	DIG	D/G	BS	BA	Total	B/G	BE	BHE	Points
26	Cutura, Hana	115	485	4.22	208	1159	.239	11	0.10	37	58	0.32	33	214	1.86	12	65	77	0.67	1	6	566.5
6	Pressey, Angie	110	463	4.21	160	1062	.285	30	0.27	25	36	0.23	24	310	2.82	21	77	98	0.89	15	9	547.5
11	Orchard, Ellen	120	305	2.54	91	640	.334	26	0.22	33	30	0.28	1	80	0.67	14	178	192	1.60	11	5	441.0
3	Beck, Morgan	111	265	2.39	115	638	.235	38	0.34	20	70	0.18	35	184	1.66	12	102	114	1.03	4	6	348.0
10	Reilly, Kat	85	147	1.73	44	317	.325	17	0.20	0	0	0.00	1	18	0.21	9	107	116	1.36	6	3	209.5
1	Lloyd, Carli	121	93	0.77	38	261	.211	1550	12.81	29	67	0.24	0	234	1.93	7	104	111	0.92	22	29	181.0
21	Wiley, Mindi	56	85	1.52	30	179	.307	11	0.20	0	0	0.00	1	9	0.16	6	68	74	1.32	7	5	125.0
8	Solomon, Am'ra	31	80	2.58	32	196	.245	0	0.00	0	0	0.00	1	14	0.45	6	14	20	0.65	6	0	93.0
7	Dailey, Cat	70	31	0.44	26	90	.056	9	0.13	21	30	0.30	4	66	0.94	2	15	17	0.24	3	0	61.5
14	Murphy, Caitlyn	77	1	0.01	0	5	.200	17	0.22	18	40	0.23	17	153	1.99	0	0	0	0.00	0	1	19.0
4	Nielson, Bryte	5	1	0.20	0	2	.500	41	8.20	1	1	0.20	0	9	1.80	0	0	0	0.00	0	1	2.0
5	Zizka, Maria	1	0	0.00	0	0	.000	3	3.00	0	0	0.00	0	0	0.00	0	0	0	0.00	0	0	0.0
2	Kathan, Kristen	112	0	0.00	0	7	.000	31	0.28	29	18	0.26	18	414	3.70	0	0	0	0.00	0	0	29.0
44	Schmitt, Meagan	7	0	0.00	0	0	.000	2	0.29	2	1	0.29	0	5	0.71	0	0	0	0.00	0	0	2.0
TEAM		10																				
CALIFORNIA		123	1956	15.90	744	4556	.266	1786	14.52	215	351	1.75	145	1711	13.91	89	730	454.0	3.69	75	65	2625.0
Opponents		123	1595	12.97	902	4603	.151	1472	11.97	145	281	1.18	215	1549	12.59	47	446	270.0	2.20	45	37	2010.0

### TEAM STATISTICS..... CAL ..... OPP

#### ATTACK

Kill .....	1956	1595
Errors .....	744	902
Total Attacks.....	4556	4603
Attack Pct.....	.266	.151
Kills/Game .....	15.9	13.0

#### SET

Assists .....	1786	1472
Attempts.....	3958	3955
Assist Pct .....	.451	.372
Assists/Game.....	14.5	12.0

#### SERVE

Aces .....	215	145
Errors .....	351	281
Attempts.....	3395	2969
Serve Pct .....	.897	.905
Aces/Game .....	1.7	1.2

#### SERVE RECEPTIONS

Errors .....	145	215
Errors/Game .....	1.2	1.7
Attempts.....	2659	3014
Reception Pct .....	.945	.929

#### DEFENSE

Digs.....	1711	1549
Digs/Game.....	13.9	12.6

#### BLOCKING

Block Solo.....	.89	.47
Block Assist.....	.730	.446
Total Blocks.....	454.0	270.0
Blocks Per Game.....	3.7	2.2
Block Errors .....	.75	.45

#### BALL HANDLING ERRORS.....65 .....37

#### ATTENDANCE

Total .....	13696	16060
Dates/Avg Per Date .....	15/913	11/1460
Neutral site #/Avg.....	8/2312	-
Current win streak.....	0	-
Home win streak.....	6	-

## 2007 MATCH RESULTS

Date	Opponent	W/L	Score	Score-by-game	Overall Record	Pac-10 Record	Elapsed Time	Attend
# Aug 24	IDAHO	W	3-0	30-20, 30-23, 30-15	1-0	0-0	2:25	1072
# Aug 25	NORTHEASTERN	W	3-0	30-22, 30-19, 30-15	2-0	0-0	1:17	202
# Aug 25	FLORIDA INTERNAT'L	W	3-0	30-23, 30-16, 30-21	3-0	0-0	1:26	710
\$ Aug 31	vs. UCF	W	3-0	30-17, 30-20, 30-18	4-0	0-0	1:45	118
\$ Sep 1	vs. UNC-Wilmington	W	3-0	30-16, 30-14, 30-13	5-0	0-0	1:00	67
\$ Sep 2	at Colorado	L	3-0	28-30, 25-30, 28-30	5-1	0-0	1:40	445
% Sep 7	UTAH STATE	W	3-0	30-14, 30-19, 30-28	6-1	0-0	1:31	419
% Sep 8	EASTERN KENTUCKY	W	3-0	30-16, 30-16, 30-19	7-1	0-0	1:07	200
% Sep 8	MINNESOTA	W	3-0	30-16, 30-21, 30-19	8-1	0-0	1:26	651
Sep 14	at Santa Clara	W	3-0	30-20, 30-19, 30-25	9-1	0-0	1:37	634
& Sep 15	vs. Notre Dame	W	3-2	23-30, 24-30, 30-28, 30-24, 15-11	10-1	0-0	2:25	--
* Sep 21	STANFORD	L	3-1	30-27, 26-30, 30-32, 25-30	10-2	0-1	2:14	3211
* Sep 27	UCLA	L	3-2	30-28, 30-24, 28-30, 29-31, 9-15	10-3	0-2	2:29	823
* Sep 28	USC	L	3-1	30-17, 25-30, 19-30, 27-30	10-4	0-3	2:06	1880
* Oct 4	at Oregon	W	3-1	30-27, 31-29, 22-30, 30-24	11-4	1-3	2:15	1103
* Oct 5	at Oregon State	W	3-0	30-17, 30-24, 30-13	12-4	2-3	1:37	1009
* Oct 11	WASHINGTON	W	3-2	30-28, 25-30, 15-30, 30-24, 15-11	13-4	3-3	2:18	726
* Oct 12	WASHINGTON STATE	W	3-0	30-18, 30-22, 31-29	14-4	4-3	1:30	755
* Oct 18	at Arizona State	W	3-1	27-30, 30-26, 30-20, 30-26	15-4	5-3	2:03	609
* Oct 19	at Arizona	W	3-2	20-30, 23-30, 30-28, 30-22, 15-12	16-4	6-3	2:23	1480
* Oct 26	at USC	L	3-2	21-30, 39-37, 26-30, 35-33, 10-15	16-5	6-4	2:43	632
* Oct 27	at UCLA	W	3-2	27-30, 30-20, 27-30, 30-27, 17-15	17-5	7-4	2:30	1294
* Nov 1	OREGON STATE	W	3-0	30-15, 30-19, 30-23	18-5	8-4	1:26	355
* Nov 2	OREGON	W	3-0	30-23, 30-28, 30-23	19-5	9-4	1:30	950
* Nov 8	at Washington State	W	3-0	30-16, 30-18, 30-28	20-5	10-4	1:21	439
* Nov 9	at Washington	L	3-1	30-16, 21-30, 26-30, 22-30	20-6	10-5	2:00	3768
* Nov 16	ARIZONA	W	3-0	30-25, 38-36, 30-22	21-6	11-5	1:42	857
* Nov 17	ARIZONA STATE	W	3-0	30-27, 34-32, 30-22	22-6	12-5	1:39	885
* Nov 23	at Stanford	L	3-2	32-30, 19-30, 30-23, 22-30, 14-16	22-7	12-6	2:35	4647
^ Nov 30	vs. Liberty	W	3-1	30-20, 26-30, 30-15, 30-21	23-7	12-6	1:50	1500
^ Dec 1	vs. Duke	W	3-1	29-31, 30-28, 30-23, 30-17	24-7	12-6	1:57	559
+ Dec 7	vs. Iowa State	W	3-0	30-27, 30-27, 30-24	25-7	12-6	--	--
+ Dec 8	vs. Nebraska	W	3-0	30-28, 31-29, 30-26	26-7	12-6	1:45	3205
! Dec 13	vs. Penn State	L	3-0	28-30, 25-30, 16-30	26-8	12-6	1:25	13048

Home matches (CAPS) at Haas Pavilion, Berkeley, Calif.

\* Pacific-10 Conference Match

# Cal Molten Classic - Berkeley, Calif.

\$ Colorado Invitational - Boulder, Colo.

% Golden Bear Invitational - Berkeley, Calif.

& at Santa Clara, Calif.

^ NCAA First and Second Rounds - Durham, N.C.

+ NCAA Regional - Madison, Wisc.

! NCAA Championship Semifinal - Sacramento, Calif.

### TEAM RECORD..... W-L

Overall: .....	26-8
Conference: .....	12-6
Home: .....	12-3
Away: .....	7-4
Neutral: .....	7-1
3 games: .....	18-2
4 games: .....	4-3
5 games: .....	4-3

### ATTENDANCE..... Dates ..... Total..... Average

Total: .....	34	48,253	1,419
Home: .....	15	13,696	913
Away: .....	11	16,060	1,460
Neutral: .....	8	18,497	2,312

# 2007 PACIFIC-10 CONFERENCE STANDINGS

## 2007 PACIFIC-10 FINAL STANDINGS

	CONFERENCE					OVERALL					NEUT	3-G	4-G	5-G	STREAK
	W	L	PCT	HOME	AWAY	W	L	PCT	HOME	AWAY					
Stanford#*&	16	2	.889	8-1	8-1	32	3	.914	15-1	12-1	5-1	21-0	7-1	4-2	Lost 1
Washington*	15	3	.833	8-1	7-2	27	4	.871	12-2	10-2	5-0	21-0	3-0	3-4	Lost 1
USC*%	14	4	.778	9-0	5-4	29	5	.853	19-0	7-4	3-1	15-2	6-2	8-1	Lost 1
<b>California*%</b>	<b>12</b>	<b>6</b>	<b>.667</b>	<b>6-3</b>	<b>6-3</b>	<b>26</b>	<b>8</b>	<b>.765</b>	<b>12-3</b>	<b>8-4</b>	<b>6-1</b>	<b>18-2</b>	<b>4-3</b>	<b>4-3</b>	<b>Lost 1</b>
UCLA*	9	9	.500	5-4	4-5	23	11	.676	5-4	9-6	9-1	11-4	10-5	2-2	Lost 1
Oregon*	9	9	.500	5-4	4-5	22	11	.667	11-4	8-5	3-2	18-3	3-7	1-1	Lost 1
Arizona State	7	11	.389	3-6	4-5	15	16	.484	9-7	5-6	1-3	9-10	4-4	2-2	Lost 4
Arizona	4	14	.222	3-6	1-8	14	17	.452	8-8	2-9	4-0	9-11	5-2	0-4	Won 1
Oregon State	3	15	.167	2-7	1-8	10	20	.333	2-7	5-9	3-4	3-13	2-3	5-4	Lost 7
Washington State	1	17	.056	1-8	0-9	10	22	.313	5-8	3-10	2-4	6-18	3-3	1-1	Won 1

# - Pac-10 Champion

\* - NCAA Tournament, % - NCAA semifinalist, & - NCAA finalist

## 2007 ALL-PAC-10 TEAM

PLAYER, TEAM	POS.	HT.	YR.	HOMETOWN
Foluke Akinradewo, STAN***	MB	6-3	Jr.	Plantation, Fla.
Cynthia Barboza, STAN**	OH	6-0	Jr.	Long Beach, Calif.
Taylor Carico, USC	S	5-10	So.	Manhattan Beach, Calif.
<b>Hana Cutura, CAL</b>	<b>OH</b>	<b>6-3</b>	<b>So.</b>	<b>Zagreb, Croatia</b>
Asia Kaczor, USC**	OH	6-4	Sr.	Wroclaw, Poland
Bryn Kehoe, STAN**	S	5-11	Sr.	North Bend, Ohio
Alix Klineman, STAN	OH	6-4	Fr.	Manhattan Beach, Calif.
Gorana Maricic, ORE	OH	6-3	Jr.	Subotica, Serbia
Tamari Miyashiro, WASH	L	5-7	So.	Honolulu, Hawaii
Christal Morrison, WASH****	OH	6-2	Sr.	Puyallup, Wash.
Stevie Mussie, WASH	OH	5-9	Sr.	Puyallup, Wash.
<b>Angie Pressey, CAL****</b>	<b>OH</b>	<b>5-8</b>	<b>Sr.</b>	<b>Heathrow, Fla.</b>
Nellie Spicer, UCLA***	S	5-10	Jr.	Barrington, Ill.
Jessica Swarbrick, WASH**	MB	6-1	Jr.	El Dorado, Calif.

\*\* two-time selection, \*\*\* three-time selection, \*\*\*\* four-time selection

**Honorable Mention:** Morgan Beck, CAL. Ali Daley, UCLA. Alesha Deesing, WASH. Sydney Donahue, ASU. Margie Giordano, ASU. Jenna Hagglund, WASH. Rachell Johnson, UCLA. Dominique Lamb, ARIZ. Heather Meyers, ORE. Sonja Newcombe, ORE. **Ellen Orchard, CAL.** Becky Perry, WASH. Sarah Reaves, ASU. Rachel Rourke, OSU. Kaitlin Sather, UCLA. Katie Swoboda, ORE.

## 2007 PAC-10 ALL-FRESHMAN TEAM

PLAYER, TEAM	POS.	HT.	HOMETOWN
Jenna Hagglund, WASH	S	5-10	West Chester, Ohio
Alix Klineman, STAN	OH	6-4	Manhattan Beach, Calif.
<b>Carli Lloyd, CAL</b>	<b>S</b>	<b>5-11</b>	<b>Bosnall, Calif.</b>
Heather Meyers, ORE	OH	5-11	Temecula, Calif.
Tiffany Owens, ARIZ	OH	5-11	San Bernardino, Calif.
Becky Perry, WASH	OH	6-2	Austin, Texas
Sarah Reaves, ASU	OH	5-11	Glendale, Ariz.

**Honorable Mention:** Gabi Ailes, STAN. Zoe Garrett, USC. Dicey McGraw, UCLA. Katie Mills, UCLA. Jill Sawatzky, OSU. Geena Urango, USC.

## 2007 PAC-10 ALL-ACADEMIC FIRST TEAM

Brittany Johnson, WSU	Jr.	3.77	Management Information Systems
Jade Machado, UCLA	Jr.	3.93	Communication Studies
Marina Mercer, ASU	So.	3.94	Business Management
Kristin Murray, OSU	Sr.	3.73	Business Administration
Kaitlin Sather, UCLA	Jr.	3.59	History
Meghan Schoen, UCLA	Sr.	3.84	Communication Studies w/Spanish Minor
Tara West, WSU	Sr.	4.00	Biological Sciences

## SECOND TEAM

Ashley Aratani, WASH	Sr.	3.50	Biology
Taylor Carico, USC	So.	3.55	Undeclared
Nevena Djordjevic, ORE	So.	3.50	Undeclared
Alli Hillgren, USC	So.	3.52	Business Administration
Bree Knitter, OSU	So.	3.59	Pre-Communications
Megan McAfee, WASH	So.	3.58	Undeclared
<b>Angela Pressey, CAL</b>	<b>Sr.</b>	<b>3.46</b>	<b>History</b>

**Honorable Mention All-Academic:** Camilla Ah-Hoy, So., OSU; Jackie Albright, So., WSU; Cynthia Barboza, Jr., STAN; Katelyn Bishop, Sr., USC; Elise Carstensen, Jr., UCLA; Diane Copenhagen, Sr., USC; Alesha Deesing, Sr., WASH; Ashley Evans, Jr., OSU; Adetokunbo Faleti, Sr., WSU; Danielle Fernandes, Sr., ASU; Jessica Fine, Jr., UCLA; Jessica Fishburn, Jr., STAN; Jennifer Fitz, Jr., OSU; Kristen Forristall, Jr., ORE; Franci Girard, Sr., STAN; Randy Goodenough, Jr., ARIZ; Natalie Hooper, Jr., OSU; Katie Jackels, Sr., ARIZ; Bethany Johansen, Sr., USC; Rachell Johnson, Sr., UCLA; **Kristen Kathan, So., CAL**; Bryn Kehoe, Sr., STAN; Dominique Lamb, Sr., ARIZ; Christal Morrison, Sr., WASH; Sonja Newcombe, So., ORE; Maureen Perez, Sr., WSU; Becky Perry, RFR., WASH; Lexie Rathgeber, So., OSU; **Kat Reilly, RSo., CAL**; Cassie Robbins, So., WSU; Jessica Swarbrick, Jr., WASH; Kristin Trayser, R.Jr., ASU; Karen Waddington, Sr., ORE; Erin Waller, Jr., STAN; Stephanie Weishaar, Jr., WSU; Chelsea Wilson, So., USC.

## PAC-10 PLAYER OF THE YEAR

Foluke Akinradewo, Stanford

## PAC-10 FRESHMAN OF THE YEAR

Alix Klineman, Stanford

## PAC-10 COACH OF THE YEAR

John Dunning, Stanford

## FINAL 2007 CSTV/AVCA DIVISION I COACHES TOP 25 POLL

Rank	School (First-Place Votes)	Total Points	2007 Record
1	Penn State (60)	1500	34-2
2	Stanford	1440	32-3
3	Southern California	1367	29-5
<b>4</b>	<b>CALIFORNIA</b>	<b>1299</b>	<b>26-8</b>
5	Nebraska	1248	30-2
6	Texas	1225	27-4
7	UCLA	1114	23-11
8	Florida	1064	29-3
9	Oregon	944	22-11
10	Washington	912	27-4
11	Cal Poly	826	23-8
12	BYU	783	24-8
13	St. John's	772	33-4
14	Wisconsin	720	26-5
15	Middle Tennessee	628	35-3
16	Kansas State	591	23-9
17	Iowa State	544	19-14
18	Hawaii	499	27-6
19	Michigan	454	24-11
20	Michigan State	346	21-14
21	New Mexico State	230	26-6
22	Clemson	222	29-4
23	Long Beach State	195	26-7
24	Dayton	174	33-2
25	San Diego	137	21-8

# GOLDEN BEAR HISTORY

## ALL-TIME SERIES RECORDS

Opponent.....	Series Record
Akron .....	1-0
Alabama .....	1-0
Albany.....	1-0
Alberta .....	2-0
American University .....	1-0
<b>Arizona .....</b>	<b>14-32</b>
<b>Arizona State .....</b>	<b>21-27</b>
Arkansas State .....	1-0
Auburn .....	1-0
Ball State .....	1-0
Baylor .....	3-0
Boise State .....	2-0
Brigham Young .....	2-10
Cal Poly Pomona.....	3-0
<b>Cal Poly .....</b>	<b>7-6</b>
Cal State Bakersfield.....	1-0
<b>Cal State Fullerton.....</b>	<b>4-1</b>
Cal State Hayward.....	3-0
Cal State Northridge.....	2-2
<b>Central Connecticut St. ..First Meeting</b>	
Central Florida .....	1-0
Central Michigan.....	1-0
Chaminade .....	1-0
Chico State .....	1-1
Colgate .....	1-0
Colorado .....	0-2
Colorado State .....	3-3
Connecticut.....	0-1
Denver .....	1-0
<b>DePaul .....</b>	<b>First Meeting</b>
Drexel.....	1-0
Duke .....	1-1
Eastern Kentucky .....	1-0
Eastern Washington .....	2-0
Florida.....	1-3
Florida A&M.....	1-0
Florida Atlantic.....	1-0
Florida International .....	2-0
Florida State .....	1-2
Fresno State .....	12-8
George Mason.....	1-0
George Washington.....	0-1
Georgia.....	1-0
Georgia Tech .....	0-1
Gonzaga.....	1-0
Hawaii.....	0-8
Hofstra.....	1-0
Houston .....	5-0
Humboldt State.....	0-1
Idaho.....	1-0
Idaho State .....	2-1
Illinois.....	0-2
Illinois State .....	2-2
Iowa .....	0-2
Iowa State.....	1-0
<b>James Madison.....</b>	<b>First Meeting</b>
Kansas State .....	1-0
Kent State.....	1-0
Lamar .....	1-0

## GOLDEN BEAR COACHES THROUGH THE YEARS

Year	Coach	Record	Pct.	Conf.	Pct.	Finish	Conf.	AVCA Final
1975	Chris Stanley	6-8	.429			4th	NCIAC	--
1976	Chris Stanley	7-8	.467			4th	NCIAC	--
1977	Chris Stanley	18-8	.692	8-4	.667	3rd	NorCal	--
1978	Chris Stanley	17-18	.486	7-5	.583	4th	NorCal	--
1979	Chris Stanley	18-8	.692	8-4	.667	2nd	NorCal	--
1980	Chris Stanley	19-16	.543	6-6	.500	4th	NorCal	--
1981	Chris Stanley	20-21	.488	7-5	.583	3rd	NorCal	--
1982	Chris Stanley	28-12	.700	12-2	.857	1st	NorPac	No. 10
1983	Chris Stanley	22-20	.524	7-2	.778	3rd	NorPac	No. 17
1984	Marlene Piper	13-23	.361	5-7	.417	3rd	NorPac	--
1985	Marlene Piper	12-31*	.279	7-5	.583	3rd	NorPac	--
1986	Marlene Piper	18-21	.462	7-11	.389	7th	Pac-10	--
1987	Marlene Piper	18-15	.545	11-7	.611	Tie 4th	Pac-10	No. 19
1988	Dave DeGroot	19-15	.559	7-11	.389	7th	Pac-10	--
1989	Dave DeGroot	19-13	.594	8-10	.444	Tie 6th	Pac-10	No. 20
1990	Dave DeGroot	8-21	.276	3-15	.167	10th	Pac-10	--
1991	Dave DeGroot	15-15	.500	9-9	.500	5th	Pac-10	--
1992	Dave DeGroot	11-16	.407	6-12	.333	7th	Pac-10	--
1993	Dave DeGroot	13-16	.448	5-13	.278	8th	Pac-10	--
1994	Dave DeGroot	5-23	.179	2-16	.111	9th	Pac-10	--
1995	Sue Woodstra	13-15	.464	5-13	.278	9th	Pac-10	--
1996	Sue Woodstra	8-20	.286	3-15	.167	9th	Pac-10	--
1997	Sue Woodstra	8-19	.296	3-15	.167	9th	Pac-10	--
1998	Sue Woodstra/Lee Maes	7-22	.241	3-15	.167	Tie 8th	Pac-10	--
<b>1999</b>	<b>Rich Feller</b>	<b>13-15</b>	<b>.464</b>	<b>7-11</b>	<b>.389</b>	<b>Tie 6th</b>	<b>Pac-10</b>	<b>--</b>
<b>2000</b>	<b>Rich Feller</b>	<b>13-15</b>	<b>.464</b>	<b>6-12</b>	<b>.333</b>	<b>Tie 7th</b>	<b>Pac-10</b>	<b>--</b>
<b>2001</b>	<b>Rich Feller</b>	<b>10-18</b>	<b>.357</b>	<b>3-15</b>	<b>.167</b>	<b>9th</b>	<b>Pac-10</b>	<b>--</b>
<b>2002</b>	<b>Rich Feller</b>	<b>20-12</b>	<b>.625</b>	<b>7-11</b>	<b>.389</b>	<b>8th</b>	<b>Pac-10</b>	<b>--</b>
<b>2003</b>	<b>Rich Feller</b>	<b>25-7</b>	<b>.781</b>	<b>12-6</b>	<b>.667</b>	<b>Tie 3rd</b>	<b>Pac-10</b>	<b>No. 12</b>
<b>2004</b>	<b>Rich Feller</b>	<b>17-12</b>	<b>.586</b>	<b>11-7</b>	<b>.611</b>	<b>Tie 4th</b>	<b>Pac-10</b>	<b>No. 18</b>
<b>2005</b>	<b>Rich Feller</b>	<b>19-11</b>	<b>.633</b>	<b>10-8</b>	<b>.556</b>	<b>Tie 5th</b>	<b>Pac-10</b>	<b>No. 20</b>
<b>2006</b>	<b>Rich Feller</b>	<b>22-10</b>	<b>.688</b>	<b>9-9</b>	<b>.500</b>	<b>5th</b>	<b>Pac-10</b>	<b>No. 13</b>
<b>2007</b>	<b>Rich Feller</b>	<b>26-8</b>	<b>.765</b>	<b>12-6</b>	<b>.667</b>	<b>4th</b>	<b>Pac-10</b>	<b>No. 4</b>
<b>Total (33 years)</b>		<b>507-512</b>	<b>.498</b>	<b>216-287</b>	<b>.429</b>			

\* includes 11 forfeits due to ineligible player

Liberty .....	1-0
Long Beach State .....	3-4
Louisiana State .....	2-0
Louisville.....	1-0
Maryland.....	1-0
Massachusetts.....	1-0
McNeese State .....	1-0
Michigan .....	2-0
<b>Minnesota.....</b>	<b>2-2</b>
Mississippi.....	0-1
Montana .....	5-2
Montana State .....	3-1
Morgan State .....	1-0
Murray State .....	1-0
Nebraska .....	1-2
Nevada .....	9-3
Nevada-Las Vegas .....	2-1
New Hampshire.....	2-0
New Mexico .....	3-3
New Mexico State.....	1-2
North Carolina .....	1-0
Northern Arizona.....	2-0
Northern Colorado.....	1-1
Northern Illinois.....	2-0
Northern Iowa.....	1-0
Northeastern.....	1-0
Northwestern .....	1-4
<b>Notre Dame .....</b>	<b>2-1</b>
Ohio State.....	0-1
Oklahoma .....	1-0
Oral Roberts .....	1-0
<b>Oregon .....</b>	<b>45-13</b>
<b>Oregon State .....</b>	<b>35-17</b>
Pacific .....	8-26
Penn State.....	0-1
Pepperdine .....	4-4
Pittsburgh .....	0-1
Portland State.....	6-3
Providence .....	1-0
Purdue.....	0-1
Rice .....	0-1
Sacramento State.....	9-3
<b>St. John's .....</b>	<b>First Meeting</b>
Saint Mary's.....	10-2
San Diego.....	6-2
San Diego State .....	1-4
<b>San Francisco.....</b>	<b>33-0</b>
San Francisco State .....	4-3
San Jose State .....	13-27
Santa Clara.....	30-7
Seton Hall.....	1-0
Sonoma State.....	2-0
<b>Southern California .....</b>	<b>8-40</b>
Southern Illinois.....	1-0
Southern Methodist .....	1-0
Southern Oregon State.....	1-0
South Florida.....	0-1
Southwest Missouri State .....	1-0
Southwest Texas State .....	2-0
<b>Stanford .....</b>	<b>6-61</b>
Stanislaus State.....	2-0
Tennessee .....	0-3
Tennessee-Martin .....	1-0
Texas .....	0-9
Texas A&M.....	3-5
Texas-Arlington.....	1-1
Texas Christian.....	1-0
Texas-San Antonio.....	1-0
Texas State.....	1-0
Texas Tech.....	1-0
Tulane.....	1-0
Tulsa .....	1-0
UC Davis .....	5-2
UC Irvine.....	9-3
<b>UCLA .....</b>	<b>2-51</b>
<b>UC Riverside .....</b>	<b>1-1</b>
UC San Diego.....	2-0
<b>UC Santa Barbara .....</b>	<b>3-13</b>
UNC Wilmington .....	1-0
Utah .....	2-3
Utah State.....	2-2
Valparaiso .....	1-0
Villanova .....	1-0
<b>Washington .....</b>	<b>21-28</b>
<b>Washington State .....</b>	<b>28-22</b>
Weber State.....	2-0
West Virginia .....	1-0
William & Mary.....	1-1
Wisconsin .....	0-2
Wisconsin-Green Bay.....	1-0
Wyoming.....	3-0
Xavier .....	1-0
Yale .....	1-0

**Bold** denotes 2008 opponent

## ALL-TIME COACHES RECORDS

Coach	Years	Record	Pct.	Postseason/NCAA Record
Chris Stanley .....	1975-83	155-119	.566	3-5 (1981 AIAW, '82, '83)
Marlene Piper .....	1984-87	61-90	.404	0-1 (1987)
Dave DeGroot.....	1988-94	90-119	.431	4-3 (1988, '89, '91 NIVC)
Sue Woodstra.....	1995-98	32-63	.337	
Lee Maes (Interim) .....	1998	4-13	.235	
<b>Rich Feller .....</b>	<b>1999-2007</b>	<b>165-108</b>	<b>.604</b>	<b>11-6 ('02, '03, '04, '05, '06, '07)</b>
<b>Totals</b>	<b>1975-2007</b>	<b>507-512</b>	<b>.498</b>	<b>18-15 (.545)</b>

# ALL-TIME RESULTS

## 1977

**Head Coach: Chris Stanley**  
18-8 overall, 8-4 NorCal (3rd)

Sep 19	Cal State Hayward	W
Sep 21	Sacramento State	W
Sep 28	UC Davis	W
Sep 30	vs. Utah State #	L 2-0
Sep 30	vs. New Mexico #	W 2-0
Sep 30	vs. Wyoming #	W 2-0
Oct 1	vs. Portland State #	L 3-2
Oct 1	vs. Texas #	L 3-0
Oct 4	at Fresno State *	W
Oct 7	San Jose State *	W
Oct 11	at Pacific *	W
Oct 13	Stanford *	L
Oct 18	at San Francisco *	W
Oct 20	Santa Clara *	W
Oct 22	San Francisco State	W
Oct 25	at San Jose State *	L
Nov 4	San Francisco \$	W 2-0
Nov 4	Oregon \$	W 2-1
Nov 4	Southern Oregon State \$	W 2-0
Nov 5	Sacramento State \$	W 3-2
Nov 5	San Francisco State \$	L 3-2
Nov 8	Pacific *	W
Nov 11	San Francisco *	W
Nov 15	at Santa Clara *	W
Nov 18	at Stanford *	L
Nov 19	Fresno State *	L

\* NorCal match  
# BYU Invitational – Provo, Utah (7th)  
\$ Cal Invitational – Berkeley, Calif. (2nd)

## 1978

**Head Coach: Chris Stanley**  
17-18 overall, 7-5 NorCal (4th)

Sep 18	UC Irvine	L 3-1
Sep 22	vs. Cal Poly Pomona #	W 2-0
Sep 22	vs. Stanford #	W 2-1
Sep 22	at San Jose State #	L 2-0
Sep 23	vs. Santa Clara #	W 2-0
Sep 23	vs. Chico State #	W 2-0
Sep 23	vs. San Francisco State #	L 2-1
Sep 26	at San Francisco State	L 3-1
Sep 29	vs. Portland State \$	W 2-0
Sep 29	vs. Texas A&M \$	L 2-0
Sep 29	vs. Weber State \$	W 2-1
Sep 29	vs. Colorado State \$	W 2-0
Sep 30	vs. Northern Colorado \$	L 2-1
Sep 30	at BYU \$	L 2-0
Sep 30	vs. Arizona State \$	L 2-0
Sep 30	vs. New Mexico State \$	L 2-0
Oct 3	San Jose State *	L 3-0
Oct 6	San Diego %	W 2-1
Oct 6	Houston %	L 2-1
Oct 6	Oregon %	W 2-0
Oct 7	San Jose State %	L 3-2
Oct 7	Portland State %	W 3-2
Oct 10	at Santa Clara *	W 3-0
Oct 13	at Pacific *	L 3-1
Oct 14	at Fresno State *	W 3-0
Oct 19	at Stanford *	L 3-1
Oct 20	at UC Santa Barbara	L 3-0
Oct 21	at Pepperdine	L 3-0
Oct 24	at San Francisco *	W 3-0
Oct 27	Fresno State *	W 3-1
Oct 31	Pacific *	W 3-1
Nov 7	at San Jose State *	L 3-2
Nov 10	Santa Clara *	W 3-0
Nov 16	Stanford *	L 3-0
Nov 17	San Francisco *	W 3-0

\* NorCal Match  
# San Jose State Invitational – San Jose, Calif.  
\$ BYU Invitational – Provo, Utah  
% Cal Invitational – Berkeley, Calif.

## 1979

**Head Coach: Chris Stanley**  
18-8 overall, 8-4 NorCal (2nd)

Sep 18	at Sacramento State	W 3-0
Sep 21	Cal Poly	W 3-1
Sep 22	Weber State	W 3-0
Sep 26	San Francisco State	W 3-1
Sep 28	vs. UC Irvine #	L 2-1
Sep 28	vs. Pacific #	L 2-0
Sep 28	vs. Cal State Northridge #	L 2-0
Sep 29	vs. Cal Poly Pomona #	W 2-0
Sep 29	vs. New Mexico State #	L 2-0
Oct 2	at Pacific *	L 3-0
Oct 5	San Francisco \$	W 3-1
Oct 5	Sacramento State \$	W 3-1
Oct 6	San Diego \$	W 3-0
Oct 6	San Diego \$	W 3-1
Oct 9	at Santa Clara *	W 3-1
Oct 12	Fresno State *	W 3-2
Oct 16	Cal State Fullerton	W 3-0
Oct 18	Stanford *	W 3-2
Oct 25	at San Jose State *	W 3-1
Oct 26	San Francisco *	W 3-1
Oct 30	Pacific *	L 3-1
Nov 6	at Fresno State *	L 3-2
Nov 9	Santa Clara *	W 3-0
Nov 10	San Jose State *	L 3-1
Nov 13	at San Francisco *	W 3-1
Nov 15	at Stanford*	W 3-1

\* NorCal match  
# San Jose State Invitational – San Jose, Calif.  
\$ Cal Invitational – Berkeley, Calif.

## 1980

**Head Coach: Chris Stanley**  
19-6 overall, 6-6 NorCal (4th)

Sep 15	Ohio State	W 3-0
Sep 17	at Long Beach State	W 3-0
Sep 19	vs. UCLA #	L 2-1
Sep 19	vs. Arizona State #	W 2-0
Sep 19	vs. Utah #	W 2-1
Sep 20	vs. Texas-El Paso #	W 2-0
Sep 20	vs. UC Santa Barbara #	L 2-0
Sep 20	vs. Utah State #	L 2-0
Sep 26	at UC Santa Barbara	L 3-0
Sep 27	at Pepperdine	W 3-2
Oct 1	Hawaii-Hilo	W 3-2
Oct 3	Oregon \$	W 3-0
Oct 3	Hawaii-Hilo \$	L 3-0
Oct 3	Stanford \$	L 2-0
Oct 4	Fresno State \$	W 2-1
Oct 4	Oregon \$	W 2-1
Oct 8	at Sacramento State	W 3-2
Oct 10	at Fresno State *	L 3-1
Oct 11	Santa Clara *	W 3-1
Oct 16	at Stanford *	L 3-2
Oct 18	San Jose State *	W 3-0
Oct 23	at San Francisco *	W 3-0
Oct 28	Pacific *	L 3-1
Oct 30	at Santa Clara *	W 3-1
Oct 31	vs. Michigan State %	W 2-1
Oct 31	vs. Portland State %	L 2-0
Oct 31	vs. Houston %	W 2-1
Nov 1	vs. USC %	L 2-1
Nov 1	vs. Arizona State %	L 2-0
Nov 6	at San Jose State *	W 3-1
Nov 8	UC Santa Barbara	L 3-1
Nov 14	San Francisco *	W 3-0
Nov 15	Fresno State *	L 3-2
Nov 18	at Pacific *	L 3-0
Nov 21	Stanford *	L 3-0

\* NorCal Match  
# San Jose State Invitational – San Diego, Calif.  
\$ Cal Invitational – Berkeley, Calif.  
% UCLA NIVT – Los Angeles, Calif.

## 1981

**Head Coach: Chris Stanley**  
20-21 overall, 7-5 NorCal (3rd)

Sep 8	Oregon State	W 3-2
Sep 10	at Texas	L 3-0
Sep 11	at Texas A&M	W 3-2
Sep 12	at Lamar	W 3-1
Sep 17	vs. USC #	L 2-0
Sep 17	vs. Oregon #	W 3-1
Sep 18	vs. Long Beach State #	L 2-0
Sep 18	vs. New Mexico #	L 2-1
Sep 19	vs. Utah State #	L 2-0
Sep 21	Northwestern	L 3-1
Sep 23	Pepperdine \$	L 3-2
Sep 24	Oregon \$	W 3-2
Oct 2	San Diego %	W 3-0
Oct 2	Cal Poly %	L 3-2
Oct 2	Texas A&M %	L 2-1
Oct 3	Oregon %	W 2-0
Oct 3	San Francisco %	W 2-0
Oct 8	San Jose State *	W 3-0
Oct 9	Fresno State *	W 3-2
Oct 14	Stanford *	L 3-1
Oct 16	at San Francisco *	W 3-1
Oct 20	at Pacific *	L 3-0
Oct 22	vs. Montana &	L 2-0
Oct 22	at Montana State &	L 2-1
Oct 22	vs. Alberta &	W 2-0
Oct 22	vs. Montana &	L 3-1
Oct 23	vs. Alberta &	W 3-0
Oct 23	vs. Montana &	W 3-1
Oct 23	at Montana State &	W 3-2
Oct 28	Santa Clara *	W 3-0
Oct 30	at Fresno State *	L 3-1
Nov 2	at San Jose State *	W 3-1
Nov 4	at Stanford *	L 3-0
Nov 12	San Francisco *	W 3-0
Nov 13	at Cal Poly	L 3-0
Nov 17	at Santa Clara *	W 3-1
Nov 19	Pacific *	L 3-0
Dec 10	vs. Minnesota ^	L 3-2
Dec 10	vs. Utah State ^	L 3-2
Dec 11	vs. North Carolina ^	W 2-0

Dec 11 vs. Pittsburgh ^ L 2-1  
\* NorCal Match  
# San Diego State Invitational – San Diego, Calif.  
\$ Cal Classic – Berkeley, Calif.  
% Cal Invitational – Berkeley, Calif.  
& Montana State International Cup – Bozeman, Mont.  
^ AIAW Championship – Tallahassee, Fla.

## 1982

**Head Coach: Chris Stanley**  
28-12 overall, 12-2 NorPac (1st),  
No. 10 AVCA

Sep 9	at Long Beach State	W 3-1
Sep 10	at UC Irvine	L 3-2
Sep 11	at UCLA #	L 2-0
Sep 15	Santa Clara *	W 3-2
Sep 17	Houston	W 3-0
Sep 18	Montana \$	W 3-1
Sep 19	Northwestern \$	W 3-1
Sep 22	Washington *	W 3-1
Sep 23	vs. Southern Illinois %	W 2-0
Sep 23	vs. Texas-Arlington %	W 2-1
Sep 23	vs. Northern Colorado %	W 2-0
Sep 24	vs. Idaho State %	W 2-0
Sep 24	vs. Utah %	W 2-0
Sep 25	vs. Montana %	W 3-2
Sep 25	at BYU %	L 3-2
Sep 28	Washington State *	W 3-0
Oct 1	San Diego &	W 3-0
Oct 1	Stanford &	W 3-1
Oct 2	Cal Poly &	L 3-1
Oct 7	at Santa Clara *	W 3-2
Oct 9	San Francisco *	W 3-0
Oct 12	at San Jose State *	L 3-2
Oct 13	at Stanford	L 3-1
Oct 22	at Oregon *	W 3-0
Oct 23	at Oregon State *	W 3-0
Oct 26	Pacific *	W 3-1
Oct 29	Fresno State *	W 3-1
Nov 2	at San Francisco *	W 3-2
Nov 5	vs. Hawaii +	L 2-0



**Chris Stanley coached Cal volleyball from 1975-83, leading the Bears to postseason appearances from 1981-83.**

Nov 5	vs. Arizona +	L	2-0
Nov 5	vs. Cal State Fullerton +	W	2-1
Nov 6	vs. Texas +	L	2-0
Nov 6	vs. Tennessee +	L	2-0
Nov 11	at Pacific *	L	3-0
Nov 12	at Fresno State *	W	3-0
Nov 16	San Jose State *	W	3-1
Nov 19	San Jose State ^	W	3-2
Nov 20	Pacific ^	W	3-1
Dec 5	Pepperdine !	W	3-0
Dec 9	vs. San Diego State ~	L	3-1

\* NorPac Match  
 # All-Cals Invitational – Los Angeles, Calif.  
 \$ Cal Classic – Berkeley, Calif.  
 % BYU Preview Invitational – Provo, Utah  
 & Cal Dofin Invitational – Berkeley, Calif.  
 + UCLA NIVT – Los Angeles, Calif.  
 ^ NorPac Championship – Berkeley, Calif.  
 ! NCAA First Round – Berkeley, Calif.  
 ~ NCAA Regional – Los Angeles, Calif.

### 1983

**Head Coach: Chris Stanley**  
**22-20 overall, 7-2 NorPac (3rd),**  
**No. 17 AVCA**

Sep 8	Portland State	W	3-1
Sep 10	at USC	L	3-1
Sep 12	at UC Riverside #	L	2-0
Sep 12	vs. UCLA #	L	2-0
Sep 12	vs. UC San Diego #	W	2-0
Sep 12	vs. UC Santa Barbara #	L	2-0
Sep 12	vs. UC Irvine #	W	2-1
Sep 14	Cal Poly	L	3-0
Sep 15	Northwestern	L	3-1
Sep 21	UC Santa Barbara	L	3-0
Sep 22	at Nebraska	L	3-1
Sep 23	vs. SW Missouri State \$	W	3-1
Sep 23	vs. Texas A&M \$	W	3-0
Sep 24	vs. Louisville \$	W	3-0
Sep 24	at Nebraska \$	L	3-0
Sep 27	at Fresno State *	W	3-2
Sep 30	Nevada %	W	3-0
Sep 30	Wyoming %	W	3-1
Oct 1	San Jose State %	L	3-1
Oct 4	Pacific *	L	3-0
Oct 7	at UC Santa Barbara	W	3-0
Oct 8	at Cal Poly	W	3-2
Oct 11	at Stanford	L	3-0
Oct 14	at Washington State *	W	3-0
Oct 15	at Washington *	W	3-0
Oct 18	San Francisco *	W	3-0
Oct 26	at San Jose State *	L	3-0
Oct 29	Stanford	L	3-2
Oct 30	at Pacific	L	3-0
Nov 1	at Santa Clara *	W	3-0
Nov 4	vs. Louisiana State &	W	2-0
Nov 4	vs. New Mexico &	W	2-1
Nov 4	vs. Cal Poly &	W	2-1
Nov 5	vs. San Diego State &	L	2-0
Nov 5	vs. Pacific &	L	2-0
Nov 8	Hawaii	L	3-0
Nov 11	Oregon *	W	3-0
Nov 12	Oregon State *	W	3-1
Nov 18	vs. Oregon State ^	L	3-1
Nov 19	vs. Oregon ^	W	3-1
Dec 4	at Oregon State +	W	3-2
Dec 10	at Pacific !	L	3-0

\* NorPac match  
 # All-Cals Invitational – Riverside, Calif.  
 \$ Nebraska Invitational – Lincoln, Neb. (2nd)  
 % Cal Dofin Invitational – Berkeley, Calif. (2nd)  
 & UCLA NIVT – Los Angeles, Calif. (5th)  
 ^ NorPac Championship – Stockton, Calif. (3rd)  
 + NCAA First Round – Corvallis, Ore.  
 ! NCAA Second Round – Stockton, Calif.

### 1984

**Head Coach: Marlene Piper**  
**13-23 overall, 5-7 NorPac (3rd)**

Sep 8	vs. CS Bakersfield #	W	2-0
Sep 8	vs. Portland State #	L	2-0
Sep 10	Northwestern	L	3-1
Sep 11	vs. UCLA \$	L	2-0
Sep 11	vs. UC Riverside \$	W	2-0
Sep 11	vs. UC Irvine \$	L	1-1
Sep 11	vs. UC San Diego \$	W	2-0
Sep 11	at UC Santa Barbara \$	W	2-0
Sep 11	vs. UC Davis \$	L	1-1
Sep 13	at San Diego State %	L	3-0
Sep 13	vs. BYU %	L	3-0
Sep 14	vs. Montana %	W	3-0
Sep 14	vs. New Mexico %	L	3-2
Sep 15	vs. Utah %	W	3-1
Sep 17	at Fresno State *	L	3-0
Sep 19	at Stanford	L	3-0
Sep 20	Santa Clara *	W	3-0
Sep 26	at San Francisco *	W	3-1
Sep 28	Wyoming &	W	3-2
Sep 28	Pepperdine &	W	3-2
Sep 29	Illinois State &	L	3-2
Sep 29	Cal Poly &	L	3-2
Oct 4	at Pacific	L	3-0
Oct 5	Arizona State	L	3-1
Oct 6	Fresno State *	L	3-1
Oct 12	at Washington *	L	3-2
Oct 13	at Washington State *	L	3-2
Oct 16	at San Jose State *	L	3-1
Oct 17	at Santa Clara *	W	3-1
Oct 19	Nevada ^	W	3-1
Oct 19	UNLV ^	W	3-2
Oct 20	Montana State ^	W	3-1
Oct 20	UC Santa Barbara ^	L	3-0
Oct 26	Oregon *	L	3-1
Oct 27	Oregon State *	W	3-1
Oct 30	San Jose State *	L	3-1
Nov 1	at Arizona +	L	3-0
Nov 1	vs. Tennessee +	L	3-1
Nov 2	vs. Texas +	L	3-0
Nov 6	San Francisco *	W	3-0
Nov 20	Pacific	L	3-0
Nov 21	Purdue	L	3-2

\* NorPac match  
 # UC Davis Western Invitational – Davis, Calif. (5th)  
 \$ All-Cals Invitational – Santa Barbara, Calif. (2nd)  
 % San Diego State Invitational – San Diego, Calif. (7th)  
 & Cal Dofin Invitational – Berkeley, Calif. (2nd)  
 ^ Cal Classic – Berkeley, Calif.  
 + Arizona Classic – Tucson, Ariz. (4th)

### 1985

**Head Coach: Marlene Piper**  
**12-31 overall, 7-5 NorPac (3rd)**

Sep 6	vs. San Jose State #	L	2-0
Sep 6	vs. Cal Poly Pomona #	W	2-1
Sep 7	vs. Portland State #	W	2-1
Sep 7	vs. San Jose State #	L	2-1
Sep 10	vs. UC Irvine \$	W	2-0
Sep 10	at UCLA \$	L	2-0
Sep 11	Pacific	L	3-0
Sep 13	vs. Mississippi %	L+	3-1
Sep 13	at UNLV %	L+	3-1
Sep 13	vs. Idaho State %	L+	3-0
Sep 14	vs. Utah %	L+	3-1
Sep 14	vs. Illinois %	L	3-1
Sep 19	vs. Iowa &	L+	3-0
Sep 19	vs. Texas A&M &	L	3-2
Sep 20	at San Diego State &	L	3-1
Sep 20	vs. George Washington &	L+	3-0
Sep 21	vs. Iowa &	L+	3-0
Sep 24	Stanford	L	3-0
Sep 25	Santa Clara	L+	3-0
Sep 29	Texas	L	3-0

Oct 1	Pacific	L	3-1
Oct 4	at Fresno State *	L+	3-1
Oct 8	San Jose State *	L	3-0
Oct 10	vs. Colorado State ^	L	2-1
Oct 10	vs. USC ^	L	2-1
Oct 11	vs. UC Santa Barbara ^	L	2-1
Oct 11	vs. Pepperdine ^	L+	2-1
Oct 12	vs. BYU ^	L	3-0
Oct 12	vs. Colorado State ^	L	3-2
Oct 13	Duke	L+	3-1
Oct 18	at Washington *	W	3-1
Oct 19	at Washington State *	W	3-0
Oct 24	Notre Dame	W	3-0
Oct 25	Oregon *	L	3-1
Oct 26	Oregon State *	W	3-0
Oct 30	Fresno State *	W	3-0
Nov 5	at San Jose State *	L	3-0
Nov 9	Cal State Fullerton	W	3-1
Nov 15	Washington State *	W	3-0
Nov 16	Washington *	W	3-0
Nov 19	at Stanford	L	3-0
Nov 22	at Oregon State *	W	3-0
Nov 23	at Oregon *	L	3-1

\* NorPac match  
 # UC Davis Invitational – Davis, Calif. (2nd)  
 \$ All-Cals Invitational – Los Angeles, Calif. (2nd)  
 % UNLV Sunkist Invitational – Las Vegas, Nev. (2nd)  
 & San Diego State Invitational – San Diego, Calif. (5th)  
 ^ UCLA NIVT – Los Angeles, Calif. (12th)  
 + match forfeited for use of ineligible player

### 1986

**Head Coach: Marlene Piper**  
**18-21 overall, 7-11 Pac-10 (7th)**

Sep 5	vs. San Jose State #	L	2-0
Sep 9	vs. UC Irvine \$	W	2-0
Sep 9	vs. UCLA \$	L	2-0
Sep 12	Nevada %	W	2-0
Sep 12	Sacramento State %	W	2-0
Sep 13	Portland State %	W	2-0
Sep 13	Cal State Fullerton %	W	2-1
Sep 19	at Oregon *	L	3-2
Sep 20	at Oregon State *	W	3-0
Sep 24	at San Jose State	L	3-1
Sep 26	Washington State *	W	3-0
Sep 27	Washington *	W	3-1
Sep 30	at Santa Clara	W	3-0


Oct 3	at Arizona State *	L	3-1
Oct 4	at Arizona *	L	3-0
Oct 9	vs. UC Santa Barbara &	L	2-0
Oct 9	vs. CS Northridge &	L	2-1
Oct 10	vs. BYU &	L	2-0
Oct 10	vs. Texas-Arlington &	L	3-1
Oct 11	vs. Fresno State &	W	3-2
Oct 11	vs. USC &	W	3-1
Oct 17	UCLA *	L	3-0
Oct 18	USC *	W	3-0
Oct 24	at Stanford *	L	3-1
Oct 28	at San Francisco	W	3-1
Oct 31	Oregon *	L	3-1
Nov 1	Oregon State *	W	3-0
Nov 4	San Jose State	L	3-0
Nov 7	at Washington *	L	3-2
Nov 8	at Washington State *	W	3-0
Nov 14	Arizona *	L	3-2
Nov 15	Arizona State *	L	3-0
Nov 18	Stanford *	L	3-0
Nov 20	at UCLA *	L	3-1
Nov 21	at USC *	W	3-1
Nov 28	at Florida ^	W	3-0
Nov 28	vs. Florida State ^	L	3-2
Nov 29	vs. BYU ^	L	3-0

\* Pac-10 match  
 # Western Invitational – Davis, Calif. (tie 5th)  
 \$ All-Cals Invitational – Santa Cruz, Calif. (2nd)  
 % Golden Bear Classic – Berkeley, Calif. (1st)  
 & UCLA NIVT – Los Angeles, Calif. (13th)  
 ^ Coast to Coast Invitational – Gainesville, Fla. (3rd)

### 1987

**Head Coach: Marlene Piper**  
**18-15 overall, 11-7 Pac-10 (tie 4th),**  
**No. 19 AVCA**

Sep 3	at Hawaii	L	3-0
Sep 4	at Hawaii	L	3-0
Sep 5	at Chaminade	W	3-0
Sep 8	at UC Irvine #	W	2-0
Sep 8	vs. UCLA #	L	2-0
Sep 10	Northern Illinois	W	3-0
Sep 18	at USC *	L	3-1
Sep 19	at UCLA *	L	3-0
Sep 25	Washington *	W	3-2
Sep 26	Washington State *	W	3-0
Sep 29	Stanford *	L	3-0



**Carolyn Kempker (1986-89) is a member of the Cal All-Decade Team (1986-96).**

Oct 1	vs. Texas \$	L	3-0
Oct 2	vs. UC Santa Barbara \$	L	3-1
Oct 6	Santa Clara	W	3-1
Oct 9	at Oregon *	W	3-2
Oct 10	at Oregon State	W	3-0
Oct 13	at Pacific	L	3-1
Oct 16	Arizona *	W	3-1
Oct 17	Arizona State *	W	3-0
Oct 20	Saint Mary's	W	3-0
Oct 23	at Washington State *	W	3-1
Oct 24	at Washington *	W	3-0
Oct 27	San Francisco	W	3-0
Oct 30	at Stanford *	L	3-0
Nov 3	San Jose State	L	3-0
Nov 6	Oregon State *	W	3-0
Nov 7	Oregon *	W	3-1
Nov 13	at Arizona State *	L	3-0
Nov 14	at Arizona *	L	3-0
Nov 17	at San Francisco	W	3-0
Nov 20	UCLA *	L	3-2
Nov 21	USC *	W	3-0
Dec 4	at UCLA ^	L	3-1

\* Pac-10 match  
 # All-Cals Invitational – Irvine, Calif. (2nd)  
 \$ Josten Invitational – Stanford, Calif. (4th)  
 ^ NCAA First Round – Los Angeles, Calif.

## 1988

**Head Coach: Dave DeGroot**  
**19-15 overall, 7-11 Pac-10 (7th)**


Sep 6	at Pacific	L	3-0
Sep 8	vs. Nevada #	W	3-0
Sep 8	vs. Providence #	W	3-0
Sep 9	at Cal State Fullerton #	W	3-0
Sep 9	vs. Oregon #	L	3-1
Sep 10	vs. New Mexico State #	W	3-0
Sep 10	vs. UC Santa Barbara #	W	3-1
Sep 16	USC *	L	3-1
Sep 17	UCLA *	L	3-1
Sep 20	Saint Mary's	W	3-0
Sep 23	at Arizona *	L	3-2
Sep 24	at Arizona State *	L	3-1
Sep 27	Pacific	W	3-2
Sep 30	Washington State *	W	3-2
Oct 2	Washington *	L	3-0
Oct 4	at Stanford *	L	3-0
Oct 7	at Saint Mary's	W	3-1
Oct 11	San Jose State	W	3-2
Oct 14	at Oregon State *	W	3-0
Oct 15	at Oregon *	W	3-1
Oct 19	at Santa Clara	W	3-1
Oct 21	Arizona State *	W	3-2
Oct 22	Arizona *	L	3-1
Oct 25	San Francisco	W	3-0
Oct 28	at Washington *	L	3-2
Oct 29	at Washington State *	L	3-2
Nov 1	Stanford *	L	3-0
Nov 8	at San Francisco	W	3-0
Nov 11	Oregon *	W	3-2
Nov 12	Oregon State *	W	3-1
Nov 18	at UCLA *	L	3-0
Nov 19	at USC *	L	3-1
Nov 21	at San Jose State	L	3-0
Dec 2	at UCLA ^	L	3-0

\* Pac-10 match  
 # Fullerton Invitational – Fullerton, Calif. (5th)  
 ^ NCAA First Round – Los Angeles, Calif.

## 1989

**Head Coach: Dave DeGroot**  
**19-13 overall, 8-10 Pac-10 (tie 6th),  
 No. 20 AVCA**

Sep 1	Nevada	W	3-0
Sep 7	vs. Minnesota #	W	3-2
Sep 7	vs. SW Texas State #	W	3-0
Sep 8	vs. San Diego State #	W	3-1
Sep 8	vs. Washington State #	W	3-0
Sep 9	vs. BYU #	W	3-0



**Tiffany Rochelle (1986-89) is the Bears' career kills leader (1,814) and was selected Volleyball Athlete of the Decade (1986-96).**

Sep 9	vs. UC Santa Barbara #	W	3-2
Sep 15	at Washington *	W	3-2
Sep 16	at Washington State *	W	3-0
Sep 22	at Pacific	L	3-0
Sep 27	Stanford *	L	3-1
Sep 29	Oregon *	L	3-0
Sep 30	Oregon State *	W	3-2
Oct 3	Santa Clara	W	3-0
Oct 6	at UCLA *	L	3-0
Oct 7	at USC *	L	3-0
Oct 10	at San Jose State	L	3-0
Oct 13	Arizona State *	W	3-1
Oct 14	Arizona *	L	3-0
Oct 24	Saint Mary's	W	3-0
Oct 27	at Oregon State *	L	3-1
Oct 28	at Oregon *	L	3-2
Nov 3	USC *	W	3-0
Nov 4	UCLA *	L	3-1
Nov 7	at San Francisco	W	3-1
Nov 9	at Arizona State *	W	3-0
Nov 10	at Arizona *	W	3-1
Nov 14	at Stanford *	L	3-0
Nov 16	Washington *	W	3-0
Nov 17	Washington State *	W	3-1
Nov 30	at Florida State ^	W	3-1
Dec 8	at Texas !	L	3-0

\* Pac-10 match  
 # JMN Premier Invitational – Fullerton, Calif. (1st)  
 ^ NCAA First Round – Tallahassee, Fla.  
 ! NCAA Second Round – Austin, Texas

## 1990

**Head Coach: Dave DeGroot**  
**8-21 overall, 3-15 Pac-10 (10th)**

Aug 31	San Jose State	L	3-2
Sep 6	vs. Baylor #	W	3-1
Sep 6	vs. CS Northridge #	W	3-1
Sep 7	vs. Eastern Washington #	W	3-1
Sep 7	vs. Georgia #	W	3-1
Sep 8	vs. Wisconsin #	L	3-0
Sep 14	at Oregon *	L	3-0
Sep 15	at Oregon State *	L	3-0
Sep 21	UCLA *	L	3-0
Sep 22	USC *	L	3-1
Sep 27	at Arizona *	L	3-1

Sep 28	at Arizona State *	L	3-0
Oct 5	Washington *	W	3-2
Oct 6	Washington State *	W	3-0
Oct 9	at Stanford *	L	3-0
Oct 12	Pacific	L	3-0
Oct 19	at USC *	L	3-2
Oct 20	at UCLA *	L	3-1
Oct 26	Arizona *	L	3-1
Oct 27	Arizona State *	L	3-1
Nov 2	at Washington State *	L	3-1
Nov 3	at Washington *	L	3-2
Nov 7	Stanford *	L	3-2
Nov 9	Texas	L	3-2
Nov 10	Oklahoma	W	3-0
Nov 16	Oregon State *	L	3-2
Nov 17	Oregon *	W	3-1
Nov 23	at Pacific \$	L	3-0
Nov 24	vs. Illinois \$	L	3-0

\* Pac-10 match  
 # JMN Premiere Invitational – Fullerton, Calif. (3rd)  
 \$ Banker's Classic – Stockton, Calif. (4th)

## 1991

**Head Coach: Dave DeGroot**  
**15-15 overall, 9-9 Pac-10 (5th)**

Sep 6	San Jose State #	L	3-1
Sep 7	Pacific #	L	3-0
Sep 12	vs. Florida \$	L	3-0
Sep 12	vs. Baylor \$	W	3-1
Sep 13	vs. Long Beach State \$	L	3-0
Sep 13	vs. SW Texas State \$	W	3-0
Sep 14	at Cal State Fullerton \$	L	3-1
Sep 20	Arizona State *	W	3-2
Sep 21	Arizona *	W	3-0
Sep 25	Stanford *	L	3-1
Sep 27	at Washington *	W	3-1
Sep 28	at Washington State *	L	3-1
Oct 2	at San Francisco	W	3-1
Oct 11	Oregon *	W	3-1
Oct 12	Oregon State *	W	3-2
Oct 17	at USC *	L	3-1
Oct 18	at UCLA *	L	3-1
Oct 25	Washington State *	W	3-2
Oct 26	Washington *	W	3-1
Nov 1	at Stanford *	L	3-0
Nov 8	at Oregon State *	L	3-1
Nov 9	at Oregon *	L	3-1
Nov 15	USC *	W	3-2
Nov 16	UCLA *	L	3-0
Nov 22	at Arizona *	W	3-2
Nov 23	at Arizona State *	L	3-1
Dec 5	vs. Drexel %	W	3-0
Dec 5	vs. West Virginia %	W	3-0
Dec 6	vs. Arkansas State %	W	3-0
Dec 6	vs. Notre Dame %	L	3-2

\* Pac-10 match  
 # Golden Bear Classic – Berkeley, Calif.  
 \$ JMN Premiere Invitational – Fullerton, Calif.  
 % National Invitational Volleyball Championship – Dayton, Ohio

## 1992

**Head Coach: Dave DeGroot**  
**11-16 overall, 6-12 Pac-10 (7th)**

Sep 1	at Pacific	L	3-0
Sep 11	at Texas A&M	W	3-2
Sep 12	at Texas	L	3-1
Sep 18	Boise State #	W	3-0
Sep 18	Cal Poly #	W	3-0
Sep 19	Santa Clara #	W	1-3
Sep 25	at Oregon *	W	3-1
Sep 26	at Oregon State *	L	3-1
Oct 2	UCLA *	L	3-0
Oct 3	USC *	L	3-0
Oct 9	at Arizona State *	W	3-0
Oct 10	at Arizona *	L	3-1
Oct 13	at Stanford *	L	3-0
Oct 16	Washington *	L	3-2

Oct 17	Washington State *	L	3-2
Oct 20	at San Jose State	L	3-2
Oct 23	Oregon State *	W	3-1
Oct 24	Oregon *	W	3-0
Oct 30	at USC *	L	3-0
Oct 31	at UCLA *	L	3-0
Nov 3	San Francisco	W	3-0
Nov 6	Arizona *	W	3-0
Nov 7	Arizona State *	W	3-1
Nov 10	at Sacramento State	W	3-2
Nov 13	at Washington State *	L	3-1
Nov 14	at Washington *	L	3-1
Nov 20	Stanford *	L	3-0

\* Pac-10 match  
 # Days Inn Classic – Berkeley, Calif. (1st)

## 1993

**Head Coach: Dave DeGroot**  
**13-16 overall, 5-13 Pac-10 (8th)**

Sep 3	vs. Idaho State #	W	3-0
Sep 3	at Boise State #	W	3-0
Sep 4	vs. Gonzaga #	W	3-0
Sep 10	UC Irvine \$	W	3-0
Sep 10	Saint Mary's \$	W	3-0
Sep 11	San Diego \$	W	3-0
Sep 14	at San Francisco	W	3-0
Sep 17	at UCLA *	L	3-0
Sep 18	at USC *	L	3-0
Sep 24	Arizona State *	L	3-1
Sep 25	Arizona *	L	3-1
Oct 1	at Washington *	L	3-1
Oct 2	at Washington State *	L	3-0
Oct 5	Stanford *	L	3-1
Oct 8	at Cal Poly	L	3-2
Oct 12	at Santa Clara	L	3-0
Oct 15	Oregon *	W	3-2
Oct 16	Oregon State *	W	3-1
Oct 22	at Arizona *	L	3-2
Oct 23	at Arizona State *	L	3-0
Oct 29	Washington State *	L	3-2
Oct 30	Washington *	W	3-0
Nov 2	at Stanford *	L	3-0
Nov 5	San Francisco %	W	3-0
Nov 6	BYU %	L	3-1
Nov 12	at Oregon State *	W	3-0
Nov 13	at Oregon *	W	3-1
Nov 18	UCLA *	L	3-0
Nov 19	USC *	L	3-2

\* Pac-10 match  
 # Boise State Labor Day Classic – Boise, Idaho (1st)  
 \$ Cal Invitational – Berkeley, Calif. (1st)  
 % Days Inn Classic – Berkeley, Calif. (2nd)

## 1994

**Head Coach: Dave DeGroot**  
**5-23 overall, 2-16 Pac-10 (9th)**

Sep 6	Pacific	L	3-0
Sep 9	vs. Northwestern #	L	3-0
Sep 9	vs. William & Mary #	L	3-0
Sep 10	at Rice #	L	3-1
Sep 16	Washington *	L	3-0
Sep 17	Washington State *	L	3-2
Sep 23	Northern Illinois \$	W	3-1
Sep 23	Cal Poly \$	W	3-1
Sep 24	Santa Clara \$	L	3-1
Sep 27	at Stanford *	L	3-1
Sep 30	at Oregon *	W	3-0
Oct 1	at Oregon State *	L	3-2
Oct 7	UCLA *	L	3-0
Oct 8	USC *	L	3-1
Oct 14	at Arizona State *	L	3-0
Oct 15	at Arizona *	L	3-0
Oct 18	Stanford *	L	3-0
Oct 21	at Utah	L	3-1
Oct 22	at BYU	L	3-0
Oct 28	Oregon State *	W	3-2
Oct 29	Oregon *	L	3-1
Nov 1	San Jose State	W	3-2

Nov 4	at USC *	L	3-0
Nov 5	at UCLA *	L	3-0
Nov 11	Arizona *	L	3-0
Nov 12	Arizona State *	L	3-1
Nov 18	at Washington State *	L	3-0
Nov 19	at Washington *	L	3-1
* Pac-10 match			
# Rice/Volleyball Monthly Invitational – Houston, Texas			
\$ Days Inn Classic – Berkeley, Calif.			

**1995**

**Head Coach: Sue Woodstra**  
13-15 overall, 5-13 Pac-10 (9th)

Sep 1	at Pacific #	L	3-1
Sep 2	vs. Santa Clara #	W	3-0
Sep 8	vs. Ohio State \$	L	3-0
Sep 9	at Michigan \$	W	3-1
Sep 15	Oregon *	W	3-2
Sep 16	Oregon State *	W	3-2
Sep 19	at San Jose State	W	3-2
Sep 22	at UCLA *	L	3-0
Sep 23	at USC *	L	3-0
Sep 26	at Saint Mary's	W	3-0
Sep 29	Arizona State *	L	3-1
Sep 30	Arizona *	L	3-1
Oct 6	at Washington *	W	3-2
Oct 7	at Washington State *	L	3-0
Oct 10	Stanford *	L	3-0
Oct 14	Houston	W	3-1
Oct 17	at Santa Clara	W	3-1
Oct 20	USC *	L	3-0
Oct 21	UCLA *	L	3-0
Oct 27	at Arizona *	W	3-0
Oct 28	at Arizona State *	L	3-0
Nov 1	San Francisco	W	3-0
Nov 3	Washington State *	L	3-2
Nov 4	Washington *	L	3-0
Nov 7	at Stanford *	L	3-0
Nov 11	at Cal Poly	W	3-1
Nov 16	at Oregon *	W	3-2
Nov 17	at Oregon State *	L	3-1
* Pac-10 match			
# Asics Pacific Invitational – Stockton, Calif.			
\$ Michigan Kaepa Challenge – Ann Arbor, Mich.			

**1996**

**Head Coach: Sue Woodstra**  
8-20 overall, 3-15 Pac-10 (9th)

Sep 6	Villanova #	W	3-0
Sep 7	Colgate #	W	3-0
Sep 7	Illinois State #	L	3-2
Sep 13	at Hawaii	L	3-0
Sep 14	at Hawaii	L	3-0
Sep 20	at Arizona State *	L	3-1
Sep 21	at Arizona *	L	3-0
Sep 24	at San Francisco	W	3-0
Sep 27	Washington *	L	3-2
Sep 28	Washington State *	L	3-2
Oct 4	at Stanford *	L	3-2
Oct 8	Saint Mary's	W	3-1
Oct 11	at Oregon *	W	3-1
Oct 13	at Oregon State *	L	3-2
Oct 15	at Sacramento State	L	3-1
Oct 18	UCLA *	L	3-2
Oct 19	USC *	L	3-0
Oct 25	at Washington State *	L	3-0
Oct 26	at Washington *	L	3-2
Oct 30	Stanford *	L	3-0
Nov 8	Oregon State *	W	3-2
Nov 9	Oregon *	W	3-1
Nov 15	at USC *	L	3-0
Nov 16	at UCLA *	L	3-0
Nov 21	Arizona State *	L	3-1
Nov 22	Arizona *	L	3-0
Nov 29	vs. Alabama \$	W	3-1
Nov 30	at Florida \$	L	3-0
* Pac-10 match			



**Sienna Curci (1989-93) is Cal's school record-holder with 79 assists versus Oregon in 1993.**

# Cal Invitational – Berkeley, Calif. (2nd)  
\$ Pac-10/SEC Challenge – Gainesville, Fla.

**1997**

**Head Coach: Sue Woodstra**  
8-19 overall, 3-15 Pac-10 (9th)

Aug 29	vs. Northern Iowa #	W	3-0
Aug 30	at Colorado State #	L	3-0
Aug 31	vs. Central Michigan #	W	3-0
Sep 5	vs. Murray State \$	W	3-0
Sep 6	vs. Tulsa \$	W	3-2
Sep 6	at Illinois State \$	W	3-2
Sep 12	Sacramento State	L	3-2
Sep 16	Stanford *	L	3-0
Sep 19	vs. Texas A&M %	L	3-0
Sep 20	vs. New Mexico %	L	3-2
Sep 26	Oregon *	W	3-1
Sep 27	Oregon State *	L	3-2
Oct 3	at UCLA *	L	3-2
Oct 4	at USC *	L	3-1
Oct 10	Arizona State *	L	3-2
Oct 11	Arizona *	L	3-0
Oct 17	at Washington *	L	3-0
Oct 18	at Washington State *	L	3-0
Oct 24	at Oregon State *	L	3-0
Oct 25	at Oregon *	W	3-1
Oct 31	USC *	L	3-0
Nov 1	UCLA *	L	3-0
Nov 7	at Arizona *	L	3-0
Nov 8	at Arizona State *	W	3-2
Nov 14	Washington State *	L	3-1
Nov 15	Washington *	L	3-0
Nov 20	at Stanford *	L	3-0
* Pac-10 match			
# Colorado State/Holiday Inn Classic – Fort Collins, Colo.			
\$ Pepsi/Illinois State Classic – Normal, Ill.			
% Notre Dame Tournament of Champions – South Bend, Ind.			

**1998**

**Head Coach: Sue Woodstra/Lee Maes**  
7-22 overall, 3-15 Pac-10 (tie 8th)

Sep 1	Saint Mary's	L	3-0
Sep 3	at UC Irvine	W	3-0
Sep 4	at Long Beach State #	L	3-0
Sep 5	vs. UC Santa Barbara #	L	3-1
Sep 8	San Francisco	W	3-0
Sep 11	vs. Utah State \$	W	3-1
Sep 12	vs. Florida State \$	L	3-0
Sep 12	at South Florida \$	L	3-1
Sep 18	UCLA *	L	3-1
Sep 20	USC *	L	3-1
Sep 25	at Arizona State *	L	3-0
Sep 27	at Arizona *	L	3-0
Oct 2	Washington *	L	3-1
Oct 4	Washington State *	L	3-2
Oct 9	at Stanford *	L	3-0
Oct 10	George Mason	W	3-0
Oct 16	at Oregon *	W	3-2
Oct 18	at Oregon State *	W	3-0
Oct 23	Arizona *	L	3-0
Oct 25	Arizona State *	L	3-2
Oct 27	at Sacramento State	L	3-0
Oct 30	at Washington State *	L	3-0
Nov 1	at Washington *	L	3-0
Nov 4	at Santa Clara	L	3-0
Nov 6	Stanford *	L	3-0
Nov 13	Oregon State *	W	3-2
Nov 15	Oregon *	L	3-1
Nov 20	at USC *	L	3-0
Nov 22	at UCLA *	L	3-1
* Pac-10 match			
# Long Beach State Tournament – Long Beach, Calif.			
\$ South Florida Fall Classic – Tampa, Fla.			

**1999**

**Head Coach: Rich Feller**  
13-15 overall, 7-11 Pac-10 (tie 6th)

Sep 1	Hawaii	L	3-0
Sep 3	at Colorado #	L	3-2
Sep 4	at Denver #	W	3-1
Sep 8	Eastern Washington	W	3-0
Sep 12	Wisconsin-Green Bay	W	3-0
Sep 17	at Washington *	W	3-1
Sep 18	at Washington State *	L	3-1
Sep 21	Stanford *	L	3-1
Sep 24	vs. BYU \$	L	3-0
Sep 25	vs. Utah \$	L	3-1
Sep 28	Santa Clara	W	3-0
Oct 1	Oregon *	W	3-0
Oct 2	Oregon State *	W	3-2
Oct 8	at UCLA *	L	3-0
Oct 9	at USC *	L	3-0
Oct 15	Arizona State *	L	3-1
Oct 16	Arizona *	L	3-0
Oct 19	at San Jose State	W	3-0
Oct 22	at Stanford *	L	3-0
Oct 28	at Oregon *	W	3-0
Oct 29	at Oregon State *	W	3-0
Nov 5	USC *	L	3-0
Nov 6	UCLA *	L	3-0
Nov 11	at Arizona State *	L	3-2
Nov 12	at Arizona *	L	3-1
Nov 19	Washington State *	W	3-2
Nov 20	Washington *	W	3-2
Nov 23	Nevada	W	3-0
* Pac-10 match			
# PowerBar Invitational – Boulder/Denver, Colo.			
\$ Pac-10/Mountain West Challenge – Stanford, Calif.			

**2000**

**Head Coach: Rich Feller**  
13-15 overall, 6-12 Pac-10 (tie 7th)

Sep 1	at Nevada #	W	3-1
-------	-------------	---	-----

Sep 2	vs. Minnesota #	L	3-0
Sep 2	vs. Kent State #	W	3-0
Sep 8	McNeese State \$	W	3-1
Sep 9	Florida \$	L	3-1
Sep 15	at Oregon *	W	3-2
Sep 16	at Oregon State *	L	3-2
Sep 19	San Jose State	W	3-2
Sep 22	UCLA *	L	3-1
Sep 23	USC *	L	3-0
Sep 29	at Arizona State *	W	3-1
Sep 30	at Arizona *	L	3-0
Oct 6	Washington *	W	3-1
Oct 7	Washington State *	W	3-0
Oct 10	at Stanford *	L	3-0
Oct 13	William & Mary	W	3-1
Oct 19	at USC *	L	3-0
Oct 20	at UCLA *	L	3-0
Oct 27	Arizona *	L	3-0
Oct 28	Arizona State *	L	3-0
Nov 2	at Washington State *	L	3-0
Nov 3	at Washington *	W	3-0
Nov 7	at Santa Clara	L	3-0
Nov 10	Stanford *	L	3-0
Nov 16	Oregon State *	L	3-2
Nov 17	Oregon *	W	3-0
Nov 24	vs. Northern Arizona %	W	3-0
Nov 25	at New Mexico %	W	3-0
* Pac-10 match			
# Silver Legacy/Ray Wersching Invitational – Reno, Nev.			
\$ Golden Bear Classic – Berkeley, Calif.			
% UNM-Domino's Albuturkey Classic – Albuquerque, N.M.			

**2001**

**Head Coach: Rich Feller**  
10-18 overall, 3-15 Pac-10 (9th)

Aug 31	vs. New Hampshire #	W	3-1
Sep 1	vs. Massachusetts #	W	3-0
Sep 2	at Connecticut #	L	3-2
Sep 7	Florida Atlantic \$	W	3-0
Sep 8	Tennessee \$	L	3-0
Sep 20	at Washington *	L	3-0
Sep 21	at Washington State *	L	3-0
Sep 28	Stanford *	L	3-0
Oct 2	Saint Mary's	W	3-0
Oct 5	Oregon *	W	3-0
Oct 6	Oregon State *	L	3-1
Oct 8	Arizona *	L	3-1
Oct 12	at UCLA *	L	3-0
Oct 13	at USC *	L	3-0
Oct 16	at San Jose State	L	3-0
Oct 19	Washington State *	L	3-1
Oct 20	Washington *	W	3-0
Oct 23	Santa Clara	W	3-2
Oct 26	at Stanford *	L	3-0
Nov 1	at Oregon *	W	3-1
Nov 2	at Oregon State *	L	3-0
Nov 8	UCLA *	L	3-0
Nov 9	USC *	L	3-0
Nov 16	at Arizona *	L	3-0
Nov 17	at Arizona State *	L	3-1
Nov 20	at San Francisco	W	3-0
Nov 24	Auburn	W	3-0
Nov 25	Arizona State *	L	3-2
* Pac-10 match			
# IKON Husky Classic – Storrs, Conn.			
\$ Golden Bear Classic – Berkeley, Calif.			

**2002**

**Head Coach: Rich Feller**  
20-12 overall, 7-11 Pac-10 (8th)

Aug 30	Tennessee-Martin #	W	3-0
Aug 30	Northern Arizona #	W	3-0
Aug 31	San Jose State #	W	3-0
Sep 6	at UNLV \$	W	3-0
Sep 7	vs. Ball State \$	W	3-0
Sep 8	vs. Texas Tech \$	W	3-0
Sep 13	vs. Texas-San Antonio %	W	3-0
Sep 14	vs. Tulane %	W	3-0

Sep 14	at Southern Methodist %	W 3-0
Sep 20	at Stanford *	L 3-0
Sep 27	at Oregon *	W 3-2
Sep 28	at Oregon State *	W 3-2
Oct 4	UCLA *	L 3-1
Oct 5	USC *	L 3-2
Oct 11	at Arizona State *	L 3-2
Oct 12	at Arizona *	W 3-0
Oct 17	Washington *	L 3-2
Oct 18	Washington State *	W 3-2
Oct 22	at Saint Mary's	W 3-2
Oct 25	Oregon State *	L 3-0
Oct 26	Oregon *	W 3-2
Nov 1	at USC *	L 3-0
Nov 2	at UCLA *	L 3-0
Nov 8	Arizona *	L 3-0
Nov 9	Arizona State *	W 3-0
Nov 15	at Washington State *	L 3-0
Nov 16	at Washington *	W 3-2
Nov 19	at Santa Clara	W 3-2
Nov 22	Stanford *	L 3-2
Nov 26	San Francisco	W 3-0
Dec 6	vs. Santa Clara ^	W 3-1
Dec 7	at UC Santa Barbara ^	L 3-0
* Pac-10 match		
# Golden Bear Invitational – Berkeley, Calif. (1st)		
\$ UNLV Gameworks Classic – Las Vegas, Nev. (1st)		
% SMU DoubleTree Invitational – Dallas, Texas (1st)		
^ NCAA First and Second Rounds – Santa Barbara, Calif.		

**2003**

**Head Coach: Rich Feller**  
**25-7 overall, 12-6 Pac-10 (3rd),**  
**No. 12 AVCA**

Aug 30	vs. Hofstra #	W 3-0
Aug 31	at UC Irvine #	W 3-0
Sep 5	vs. Seton Hall \$	W 3-0
Sep 6	vs. CS Northridge \$	W 3-1
Sep 6	at Colorado State \$	W 3-1
Sep 11	New Hampshire %	W 3-0
Sep 12	Nevada %	W 3-0
Sep 13	Cal Poly %	W 3-0
Sep 18	at Oregon *	W 3-0
Sep 19	at Oregon State *	W 3-0
Sep 25	Washington State *	W 3-0
Sep 26	Washington *	W 3-1
Oct 3	at Arizona State *	W 3-1
Oct 4	at Arizona *	W 3-0
Oct 8	Santa Clara	W 3-2
Oct 11	Stanford *	W 3-2
Oct 17	UCLA *	L 3-2
Oct 18	USC *	L 3-2
Oct 23	at Washington State *	W 3-1
Oct 24	at Washington *	W 3-2
Oct 31	Arizona *	L 3-0
Nov 1	Arizona State *	W 3-1
Nov 7	at Stanford *	L 3-1
Nov 14	at UCLA *	L 3-1
Nov 15	at USC *	L 3-0
Nov 20	Oregon State *	W 3-1
Nov 21	Oregon *	W 3-0
Nov 28	vs. Texas Christian &	W 3-0
Nov 29	at Long Beach State &	W 3-1
Dec 5	Saint Mary's ^	W 3-0
Dec 6	Michigan ^	W 3-0
Dec 12	vs. Georgia Tech !	L 3-1
* Pac-10 match		
# UC Irvine Tournament – Irvine, Calif.		
\$ Colorado State Coors Classic – Fort Collins, Colo. (1st)		
% Golden Bear Invitational – Berkeley, Calif. (1st)		
& Long Beach State Baden Thanksgiving Tournament – Long Beach, Calif.		
^ NCAA First and Second Rounds – Berkeley, Calif.		
! NCAA Regional – Honolulu, Hawaii		


**2004**  
**Head Coach: Rich Feller**  
**17-12 overall, 11-7 Pac-10 (tie 4th),**  
**No. 18 AVCA**

Sep 1	UC Davis	W 3-0
Sep 3	vs. Kansas State #	W 3-0
Sep 4	vs. Maryland #	W 3-0
Sep 5	at Houston #	W 3-0
Sep 10	UC Santa Barbara \$	L 3-0
Sep 11	Texas A&M \$	L 3-0
Sep 17	at Hawaii %	L 3-0
Sep 19	vs. UC Irvine %	W 3-0
Sep 23	Arizona State *	W 3-1
Sep 24	Arizona *	W 3-2
Sep 28	at Santa Clara	L 3-0
Oct 1	at Stanford *	L 3-2
Oct 8	at UCLA *	L 3-0
Oct 9	at USC *	W 3-0
Oct 15	Oregon *	W 3-1
Oct 16	Oregon State *	W 3-0
Oct 22	at Washington *	L 3-0
Oct 23	at Washington State *	W 3-0
Oct 31	Stanford *	W 3-2
Nov 4	USC *	L 3-1
Nov 5	UCLA *	L 3-2
Nov 11	at Oregon State *	W 3-1
Nov 12	at Oregon *	W 3-0
Nov 18	Washington State *	W 3-0
Nov 19	Washington *	L 3-1
Nov 26	at Arizona *	L 3-0
Nov 27	at Arizona State *	W 3-0
Dec 2	Pacific ^	W 3-2
Dec 3	Saint Mary's ^	L 3-2
* Pac-10 match		
# Houston Tournament – Houston, TX (1st)		
\$ Golden Bear Invitational – Berkeley, Calif. (3rd)		
% Waikiki Beach Marriott Invitational – Honolulu, Hawaii (2nd)		
^ NCAA First and Second Rounds – Berkeley, Calif.		

**2005**

**Head Coach: Rich Feller**  
**19-11 overall, 10-8 Pac-10 (5th),**  
**No. 20 AVCA**

Aug 27	UC Davis	W 3-0
Sep 2	at Texas State #	W 3-0
Sep 3	vs. Morgan State #	W 3-0



**Candace McNamee (1998-01) is fourth on the Bears' all-time assist list (3,622) and recorded three triple doubles during her career.**

Sep 4	vs. Albany #	W 3-0
Sep 8	Florida A&M \$	W 3-0
Sep 10	San Diego \$	L 3-2
Sep 16	at Nevada %	L 3-2
Sep 17	vs. Montana State %	W 3-0
Sep 17	vs. Akron %	W 3-0
Sep 23	UCLA *	W 3-0
Sep 24	USC *	W 3-2
Sep 29	at Oregon *	W 3-1
Sep 30	at Oregon State *	W 3-0
Oct 7	Washington *	L 3-2
Oct 8	Washington State *	W 3-0
Oct 13	at Arizona State *	W 3-0
Oct 14	at Arizona *	L 3-0
Oct 21	Stanford *	L 3-1
Oct 27	Oregon State *	L 3-2
Oct 28	Oregon *	W 3-0
Nov 3	at Washington State *	W 3-2
Nov 4	at Washington *	L 3-2
Nov 10	Arizona *	W 3-1
Nov 11	Arizona State *	W 3-0
Nov 15	Santa Clara	W 3-2
Nov 18	at Stanford *	L 3-2
Nov 25	at USC *	L 3-0
Nov 26	at UCLA *	L 3-1
Dec 2	vs. Valparaiso ^	W 3-0
Dec 3	at Wisconsin ^	L 3-0
* Pac-10 match		
# CenturyTel/Classic Honda Premier – San Marcos, Texas		
\$ Golden Bear Invitational – Berkeley, Calif.		
% Circus Circus/Molten Invitational – Reno, Nev.		
^ NCAA First and Second Rounds – Madison, Wisc.		

**2006**

**Head Coach: Rich Feller**  
**22-10 overall, 9-9 Pac-10 (5th),**  
**No. 13 AVCA**

Aug 25	Montana #	W 3-0
Aug 26	UC Davis #	W 3-0
Aug 26	Baylor #	W 3-0
Sep 1	vs. Xavier \$	W 3-0
Sep 2	vs. Oral Roberts \$	W 3-0
Sep 2	at Florida International \$	W 3-0
Sep 8	Colorado State %	W 3-1
Sep 9	American University %	W 3-0
Sep 9	Pepperdine %	W 3-0
Sep 14	at Pacific	W 3-2
Sep 16	Yale	W 3-0

Sep 21	at Washington *	L 3-0
Sep 22	at Washington State *	W 3-0
Sep 29	Arizona State *	W 3-1
Sep 30	Arizona *	W 3-1
Oct 6	at Stanford *	L 3-0
Oct 12	at UCLA *	L 3-0
Oct 13	at USC *	L 3-1
Oct 19	Oregon *	L 3-1
Oct 20	Oregon State *	W 3-0
Oct 27	at Arizona *	W 3-1
Oct 28	at Arizona State *	W 3-1
Nov 3	Stanford *	L 3-1
Nov 10	UCLA *	L 3-1
Nov 11	USC *	L 3-0
Nov 16	at Oregon State *	W 3-0
Nov 17	at Oregon *	W 3-1
Nov 24	Washington State *	W 3-0
Nov 25	Washington *	L 3-1
Nov 15	Santa Clara	W 3-2
Dec 1	vs. Louisiana State ^	W 3-1
Dec 2	at Cal Poly ^	W 3-1
Dec 8	vs. Stanford !	L 3-0

\* Pac-10 match  
 # Cal Molten Classic Tournament – Berkeley, Calif. (1st)  
 \$ Florida International Invitational – Miami, Fla. (1st)  
 % Golden Bear Invitational – Berkeley, Calif. (1st)  
 ^ NCAA First and Second Rounds – San Luis Obispo, Calif.  
 ! NCAA Regional – Austin, Texas

**2007**

**Head Coach: Rich Feller**  
**26-8 overall, 12-6 Pac-10 (4th),**  
**No. 4 AVCA**

Aug 24	Idaho #	W 3-0
Aug 25	Northeastern #	W 3-0
Aug 25	Florida International #	W 3-0
Aug 31	vs. Central Florida \$	W 3-0
Sep 1	vs. UNC-Wilmington \$	W 3-0
Sep 2	at Colorado \$	L 3-0
Sep 7	Utah State %	W 3-0
Sep 8	E. Kentucky %	W 3-0
Sep 8	Minnesota %	W 3-0
Sep 14	at Santa Clara	W 3-0
Sep 15	vs. Notre Dame &	W 3-2
Sep 21	Stanford *	L 3-1
Sep 27	UCLA *	L 3-1
Sep 28	USC *	L 3-1
Oct 4	at Oregon *	W 3-1
Oct 5	at Oregon State *	W 3-0
Oct 11	Washington *	W 3-2
Oct 12	Washington State *	W 3-0
Oct 18	at Arizona State *	W 3-1
Oct 19	at Arizona *	W 3-2
Oct 26	at USC *	L 3-2
Oct 27	at UCLA *	W 3-2
Nov 1	Oregon State *	W 3-0
Nov 2	Oregon *	W 3-0
Nov 8	at Washington State *	W 3-0
Nov 9	at Washington *	L 3-1
Nov 16	Arizona *	W 3-0
Nov 17	Arizona State *	W 3-0
Nov 23	at Stanford *	L 3-2
Nov 30	vs. Liberty ^	W 3-1
Dec 1	at Duke ^	W 3-1
Dec 7	vs. Iowa State +	W 3-0
Dec 8	vs. Nebraska +	W 3-0
Dec 13	vs. Penn State !	L 3-0

\* Pac-10 Match  
 # Cal Molten Classic – Berkeley, Calif.  
 \$ Colorado Invitational – Boulder, Colo.  
 % Golden Bear Invitational – Berkeley, Calif.  
 ^ NCAA First and Second Rounds – Durham, N.C.  
 + NCAA Regional – Madison, Wisc.  
 ! NCAA Championship Semifinal – Sacramento, Calif.  
 & at Santa Clara, Calif.

# GOLDEN BEAR RECORDS

## CAL SINGLE-SEASON RECORDS

### TOTAL KILLS

Name	Total	Year
1. Mia Jerkov	701	2003
2. Mia Jerkov	578	2002
3. Tiffany Rochelle	568	1988
4. Lisa Arce	502	1988
5. Angie Pressey	487	2006
<b>6. Hana Cutura</b>	<b>485</b>	<b>2007</b>
7. Tiffany Rochelle	484	1986
8. Lisa Arce	483	1989
9. Angie Pressey	463	2007
10. Morgan Cecil	450	1991

### TOTAL ATTACKS

Name	Total	Year
1. Mia Jerkov	1637	2003
2. Lisa Arce	1428	1988
3. Tiffany Rochelle	1409	1988
4. Mia Jerkov	1400	2002
5. Tiffany Rochelle	1312	1986
6. Lisa Arce	1220	1989
7. Morgan Cecil	1219	1991
8. Angie Pressey	1194	2006
9. Alicia Perry	1182	2000
<b>10. Hana Cutura</b>	<b>1159</b>	<b>2007</b>

### TOTAL ASSISTS

Name	Total	Year
1. Samantha Carter	1555	2003
<b>2. Carli Lloyd</b>	<b>1550</b>	<b>2007</b>
3. Samantha Carter	1450	2006
4. Caity Noonan	1442	2002
5. Samantha Carter	1423	2005
6. Holly McPeak	1390	1988
7. Sienna Curci	1354	1991
8. Samantha Carter	1349	2004
9. Sienna Curci	1310	1993
10. Kelly Bates	1301	1985

### SINGLE-SEASON HITTING PERCENTAGE

(minimum 3 attacks per game)

Name	Kills-Errors-Attacks	Pct.	Year
1. Camille Leffall	300-63-617	.384	2004
2. Camille Leffall	163-44-312	.381	2001
3. Camille Leffall	253-71-525	.347	2002
4. Camille Leffall	265-71-563	.345	2003
5. Ellen Orchard	305-91-640	.334	2007
<b>6. Kat Reilly</b>	<b>147-44-317</b>	<b>.325</b>	<b>2007</b>
7. Reena Pardiwala	222-68-488	.316	2001
<b>8. Mindi Wiley</b>	<b>85-30-179</b>	<b>.307</b>	<b>2007</b>
9. Ellen Orchard	301-96-673	.305	2006
10. Reena Pardiwala	219-80-466	.298	2000
11. Sylvie Monnet	432-135-1015	.293	1983
12. Jenny Swart	277-98-647	.277	1995
13. Leah Young	384-111-994	.275	2002

### TOTAL SERVICE ACES

Name	Total	Year
1. Sylvie Monnet	62	1983
2. Sue Belina	61	1984
3. Kelly Bates	56	1985
Brook Coulter	56	1998
5. Mia Jerkov	54	2003
6. Teri Donohue	53	1984
7. Holly McPeak	51	1988
8. Teri Donohue	47	1985
9. Sienna Curci	46	1991
10. Lisa Arce	43	1988
Brook Coulter	43	1999

### TOTAL DIGS

Name	Total	Year
1. Jillian Davis	548	2006
2. Jillian Davis	538	2005
3. Lisa Arce	480	1988
4. Holly McPeak	464	1988
5. Judy Chow	426	1985
6. Lisa Arce	422	1989
7. Kelly Bates	418	1985
8. Tiffany Rochelle	416	1988
<b>9. Kristen Kathan</b>	<b>414</b>	<b>2007</b>
10. Jillian Davis	398	2003

### TOTAL BLOCKS

Name	Total	Year
1. Sylvie Monnet	216	1983
2. Ellen Orchard	192	2007
3. Ellen Orchard	168	2006
4. Cara Dane	138	1990
5. Carolyn Kempker	130	1989
6. Ellen Orchard	129	2005
7. Carolyn Kempker	127	1988
<b>Morgan Beck</b>	<b>127</b>	<b>2006</b>
9. Debbie Dimino	121	1984
Alicia Powers	121	2005

## CAL INDIVIDUAL CAREER RECORDS

### TOTAL KILLS

Name	Total	Years
1. Tiffany Rochelle	1814	1986-89
2. Lisa Arce	1806	1987-90
3. Angie Pressey	1725	2004-07
4. Mia Jerkov	1390	2001-03
5. Alicia Perry	1348	1997-00
6. Cara Dane	1332	1990-93
7. Jessica Dinaberg	1233	1994-97
8. Gabrielle Abernathy	1224	2000-04
9. Jenna Brown	1113	2002-05
10. Morgan Cecil	1053	1989-91

### TOTAL ATTACKS

Name	Total	Years
1. Lisa Arce	4801	1987-90
2. Tiffany Rochelle	4772	1986-89
3. Angie Pressey	4208	2004-07
4. Alicia Perry	3729	1997-00
5. Jessica Dinaberg	3546	1994-97
6. Cara Dane	3394	1990-93
7. Mia Jerkov	3381	2001-03
8. Gabrielle Abernathy	3159	2000-04
9. Brook Coulter	3066	1996-99
10. Kelly Moomaw	2864	1984-87

### TOTAL ASSISTS

Name	Total	Years
1. Samantha Carter	5777	2003-06
2. Sienna Curci	4008	1989, 91-93
3. Holly McPeak	3819	1987-89
4. Candace McNamee	3622	1998-01
5. Caity Noonan	2277	1999-02
<b>6. Carli Lloyd</b>	<b>1550</b>	<b>2007-</b>
7. Kelly Bates	1301	1985
Lynn Guevara	1301	1995-96
9. Sara Allison	1275	1987-90
10. Teri Donohue	1265	1983-85

### CAREER HITTING PERCENTAGE

(minimum 1,000 attacks)

Name	Kills-Errors-Attacks	Pct.	Year
1. Camille Leffall	981-249-2017	.363	2001-04
2. Ellen Orchard	887-283-2010	.300	2004-07
3. Reena Pardiwala	561-216-1248	.276	1998-01
4. Mia Jerkov	1390-515-3381	.259	2001-03
5. Wei Meng	667-218-1754	.256	1985-86
6. Angie Pressey	1725-681-4208	.248	2004-07
7. Alicia Powers	887-368-2180	.238	2002-05
8. D. Yovino-Young	911-364-2359	.232	1984-87
<b>9. Hana Cutura</b>	<b>877-399-2111</b>	<b>.226</b>	<b>2006-</b>
10. Leah Young	1008-391-2830	.218	1999-02

NOTE: Records date back to the 1983 season  
**Bold** denotes current Cal athlete

**TOTAL SERVICE ACES**

Name	Total	Years
1. Brook Coulter	162	1996-99
2. Tiffany Rochelle	136	1986-89
Sienna Curci	136	1989, 91-93
4. Lisa Arce	128	1987-90
5. Teri Donohue	126	1983-85
6. Samantha Carter	116	2003-06
7. Sue Belinda	102	1981-84
Candace McNamee	102	1998-01
9. Mia Jerkov	101	2001-03
10. Holly McPeak	98	1987-89

**TOTAL DIGS**

Name	Total	Years
1. Jillian Davis	1810	2003-06
2. Lisa Arce	1602	1987-90
3. Tiffany Rochelle	1406	1986-89
4. Jessica Dinaberg	1238	1994-97
5. Holly McPeak	1184	1987-89
6. Angie Pressey	1174	2004-07
7. Tosha Comendant	1168	1990-93
8. Jenna Brown	1151	2002-05
9. Alicia Perry	1131	1997-00
10. Sienna Curci	1121	1989, 91-93

**TOTAL BLOCKS**

Name	Total	Years
1. Ellen Orchard	504	2004-07
2. Camille Leffall	438	2001-04
3. Cara Dane	434	1990-93
4. Alicia Powers	431	2002-05
5. Carolyn Kempker	368	1986-89
6. Lisa Arce	364	1987-90
7. Diana Yovino-Young	358	1984-87
8. Kellie Alva	351	1996-99
9. Jenna Brown	296	2002-05
<b>Morgan Beck</b>	<b>296</b>	<b>2005-</b>

**INDIVIDUAL MATCH RECORDS**

**KILLS**

39 Mia Jerkov vs. Washington (10/17/02)

**ATTACKS**

91 Mia Jerkov vs. Stanford (11/22/02)

**HITTING PERCENTAGE**

.917 (11k, 0e, 12att)  
Candace McNamee vs. Oregon (10/01/99)

**ASSISTS**

79 Holly McPeak at Oregon (10/28/89)  
79 Sienna Curci vs. Oregon (10/15/93)

**SERVICE ACES**

9 Brook Coulter at Oregon (10/16/98)  
Gabrielle Abernathy vs. Arizona State (09/23/04)  
Samantha Carter vs. Morgan State (09/03/05)

**DIGS**

33 Jillian Davis at Stanford (10/01/04)

**TOTAL BLOCKS**

13 Ellen Orchard vs. UCLA (09/27/07)

**TEAM MATCH AND SEASON RECORDS**

**KILLS**

Match 101 at Oregon (09/15/00)  
Season 1956 2007

**ATTACKS**

Match 277 at Oregon State (09/16/00)  
Season 5540 1985

**HITTING PERCENTAGE**

Match .702 (43k, 3e, 57att)  
vs. UNC-Wilmington (09/01/07)  
Season .266 (1956k, 744e, 4556att) 2007

**ASSISTS**

Match 95 at Oregon (09/15/00)  
Season 1790 2003

**SERVICE ACES**

Match 21 vs. Wyoming (09/28/84)  
Season 348 1984

**DIGS**

Match 151 vs. San Jose St. (10/11/88)  
Season 2956 1985

**TOTAL BLOCKS**

Match 34 vs. Saint Mary's (12/03/04)  
Season 454.0 2007

**MISCELLANEOUS RECORDS**

Best Record	25-7 (.781)	2003
Most Matches Won	28	1982
Most Consecutive Matches Won	16	8/30/03 - 10/11/03
Most Consecutive Home Matches Won	12	11/17/78 - 10/26/79
Most Consecutive Games Won	27	8/30/02 - 9/14/02
Most Matches Lost	31 (11 forfeits)	1985
Most Consecutive Matches Lost	25 (11 forfeits)	9/10/85 - 10/13/85

**KILLS - 30 & OVER**

39Mia Jerkov	vs. Washington	10/17/02
38Mia Jerkov	vs. Washington St.	10/18/02
37Mia Jerkov	vs. Stanford	11/22/02
36Lisa Arce	at Oregon	10/28/89
34Mia Jerkov	vs. Santa Clara	10/08/03
34Mia Jerkov	at Washington	11/16/02
33Mia Jerkov	at Long Beach St.	11/29/03
32Mia Jerkov	vs. Georgia Tech	12/12/03
32Mia Jerkov	vs. Oregon State	11/20/03
32Mia Jerkov	vs. USC	10/05/02
32Mia Jerkov	at Oregon	09/27/02
32Lynn Patrick	vs. Oregon State	11/16/90
31Mia Jerkov	vs. Stanford	10/11/03
31Tiffany Rochelle	at Arizona	09/23/88
30Mia Jerkov	vs. Saint Mary's	12/05/03
30Mia Jerkov	vs. Washington	09/26/03
30Mia Jerkov	vs. CS Northridge	09/06/03
30Alicia Perry	at Oregon	09/15/00

**SINGLE MATCH STANDOUTS**

**DIGS - 30 & OVER**

33Jillian Davis	at Stanford	10/01/04
32Tiffany Rochelle	vs. San Jose St.	10/11/88
31Alexis Kollias	vs. Saint Mary's	12/03/04
31Lisa Arce	vs. Pacific	09/27/88
30Alicia Perry	vs. Washington	10/06/00
30Morgan Cecil	at Arizona	11/22/91
30Lisa Arce	at Arizona	09/23/88
30Wei Meng	vs. Colorado State	10/12/85
30Sue Belina	vs. Montana	09/14/84

**BLOCKS - 10 & OVER**

13Ellen Orchard	vs. UCLA	09/27/07
11Ellen Orchard	at UCLA	10/27/07
11Heather Diers	at Saint Mary's	10/22/02
11Camille Leffall	vs. Santa Clara	10/23/01
11Jenny Swart	vs. Oregon	09/15/95
11Cara Dane	at Washington	11/03/90
11Cara Dane	vs. Oregon	11/17/90
11Holly McPeak	at Arizona	09/23/88
11Sylvie Monnet	at Cal Poly	10/08/83
11Sylvie Monnet	at Washington	10/15/83
1018 times		

**TRIPLE DOUBLE**

(kills, digs, assists)

Candace McNamee vs. Oregon State, 10/2/99	(14 kills, 14 digs, 36 assists)
Alicia Perry vs. Washington State, 11/19/99	(21 kills, 19 digs, 31 assists)
Alicia Perry vs. Washington, 11/20/99	(23 kills, 11 digs, 32 assists)
Candace McNamee at Nevada, 9/1/00	(11 kills, 11 digs, 37 assists)
Candace McNamee vs. Oregon State, 11/16/00	(11 kills, 14 digs, 41 assists)

**TRIPLE DOUBLE**

(kills, digs, blocks)


Debbie Dimino vs. Montana, 9/14/84	(16 kills, 11 digs, 10 blocks)
Morgan Cecil at Oregon, 10/28/89	(18 kills, 10 digs, 10 blocks)
Jenny Swart vs. Oregon, 9/15/95	(18 kills, 12 digs, 11 blocks)
Leah Young at Saint Mary's, 10/22/02	(28 kills, 11 digs, 10 blocks)

**TRIPLE DOUBLE**

(assists, digs, blocks)

Holly McPeak at Arizona, 9/23/88	(73 assists, 18 digs, 11 blocks)
----------------------------------	----------------------------------

# HONORS & AWARDS/POSTSEASON



**Sylvie Monnet (1981-83)**

## AVCA ALL-AMERICANS

- 1981 Sylvie Monnet
- 1982 Sylvie Monnet
- 1983 Sylvie Monnet †
- 2002 Mia Jerkov ^
- 2003 Mia Jerkov †
- 2004 Camille Leffall †
- 2006 Angie Pressey †
- 2007 Angie Pressey  
**Hana Cutura †**

## AVCA ALL-REGION TEAM

- 1989 Lisa Arce (West) †  
Tiffany Rochelle (West) †
- 1993 Sienna Curci (West) †
- 2002 Mia Jerkov (Pacific)
- 2003 Mia Jerkov (Pacific)
- 2004 Camille Leffall (Pacific)
- 2006 Angie Pressey (Pacific)
- 2007 Angie Pressey (Pacific)  
**Hana Cutura (Pacific) \***

## AVCA REGIONAL COACH OF THE YEAR

- 2003 **Rich Feller (Pacific)**

## ASICS/VOLLEYBALL MAGAZINE

### ALL-AMERICANS

- 2003 Mia Jerkov
- 2006 Angie Pressey †
- 2007 Angie Pressey †  
**Hana Cutura †**

## ASICS/VOLLEYBALL MAGAZINE

### NATIONAL COACH OF THE YEAR

- 2007 **Rich Feller**

### NATIONAL FRESHMAN OF THE YEAR

- 1987 Holly McPeak

## ALL-CONFERENCE

**Note:** Cal was a member of the NorCal Conference from 1975-1981; the NorPac Conference from 1982-1985; and the Pacific-10 Conference from 1986-present.

- 1979 Toody Maher  
Kelly McGarrey †
- 1980 Kim Carpenter †  
Toody Maher  
Sylvie Monnet
- 1981 Sylvie Monnet  
Lisa Newman †
- 1982 Denise Allen †  
Toody Maher  
Sylvie Monnet  
Lisa Newman
- 1983 Sylvie Monnet #
- 1985 Wei Meng  
Diana Yovino-Young †
- 1988 Tiffany Rochelle
- 1989 Lisa Arce  
Tiffany Rochelle
- 1990 Lisa Arce
- 1991 Sienna Curci
- 1996 Jessica Dinaberg \*
- 1998 Alicia Perry \*
- 1999 Brook Coulter \*
- 2000 Alicia Perry \*
- 2002 Mia Jerkov  
Leah Young \*
- 2003 Mia Jerkov  
Camille Leffall \*
- 2004 Camille Leffall  
Angie Pressey  
Gabrielle Abernathy \*  
Samantha Carter \*
- 2005 Angie Pressey  
Jenna Brown \*  
Samantha Carter \*



**Mia Jerkov (2002-03)**



**Camille Leffall (2004)**

- Jillian Davis \*
- Alicia Powers \*
- 2006 Angie Pressey  
**Morgan Beck \***  
Jillian Davis \*  
Ellen Orchard \*
- 2007 **Hana Cutura**  
Angie Pressey  
**Morgan Beck \***  
Ellen Orchard \*

# Player of the Year

## NORPAC ALL-FRESHMEN TEAM

- 1984 Diana Yovino-Young
- 1985 Kelly Bates


## PAC-10 ALL-FRESHMEN TEAM

- 1986 Heidi Henkle  
Tiffany Rochelle
- 1987 Lisa Arce  
Holly McPeak #
- 1990 Cara Dane #  
Lynn Patrick
- 1996 Kellie Alva  
Brook Coulter \*
- 1997 Alicia Perry \*
- 2000 Gabrielle Abernathy \*
- 2001 Camille Leffall
- 2002 Jenna Brown
- 2003 Samantha Carter  
Jillian Davis \*  
Amanda Fox \*
- 2004 Angie Pressey
- 2005 **Morgan Beck**
- 2006 **Hana Cutura**
- 2007 **Carli Lloyd**

# Freshman of the Year

## PAC-10 PLAYER OF THE WEEK

- 1987 Holly McPeak (Oct. 12)
- 1988 Tiffany Rochelle (Oct. 17)
- 1989 Holly McPeak (Sept. 12)  
Lisa Arce (Nov. 13)
- 1990 Morgan Cecil (Oct. 8)
- 1991 Morgan Cecil (Sept. 23)  
Sienna Curci (Oct. 28)
- 1992 Sienna Curci (Oct. 12)



**Angie Pressey, coached by Cal assistant Matt McShane (lower right), competed with USA Volleyball's National A2 Team in 2007.**

- Sienna Curci (Nov. 9)
- 1993 Sienna Curci (Oct. 18)
- 1999 Candace McNamee (Oct. 4)
- Alicia Perry (Nov. 22)
- 2000 Alicia Perry (Oct. 9)
- 2002 Mia Jerkov (Sept. 9)
- Mia Jerkov (Oct. 21)
- 2003 Mia Jerkov (Sept. 8)
- Mia Jerkov (Sept. 29)
- Mia Jerkov (Oct. 13)
- Mia Jerkov (Oct. 27)
- 2004 Angie Pressey (Nov. 1)
- 2005 Angie Pressey (Sept. 26)
- 2006 Angie Pressey (Aug. 28)

**PAC-10 TOYO TIRES SCHOLAR ATHLETE OF THE YEAR**

- 2007 Angie Pressey

**CONFERENCE COACH OF THE YEAR**

- 1982 Chris Stanley (NorPac)
- 2003 **Rich Feller (Pac-10)**

**ACADEMIC ALL-AMERICAN**

- 1982 Sylvie Monnet
- 1983 Sylvie Monnet
- 1988 Tiffany Rochelle ^

**ESPN THE MAGAZINE**

**ACADEMIC ALL-AMERICAN**

- 2007 Angie Pressey (District 8 Team)

**PAC-10 ALL-ACADEMIC**

- 1987 Tiffany Rochelle
- 1988 Tiffany Rochelle
- 1989 Tiffany Rochelle

**CAL VOLLEYBALL COACHING RECORDS**


**AIAW/NCAA APPEARANCES**

Chris Stanley	..... 1975-83	..... 155-119 (.566)	..... (1981, '82, '83)
Marlene Piper	..... 1984-87	..... 61-90 (.404)	..... (1987)
Dave DeGroot	..... 1988-94	..... 90-119 (.431)	..... (1988, '89)
Sue Woodstra	..... 1995-98	..... 32-63 (.337)	
Lee Maes (Interim)	..... 1998	..... 4-13 (.235)	
<b>Rich Feller</b>	..... <b>1999-</b>	..... <b>139-100 (.582)</b>	..... <b>(2002, '03, '04, '05, '06, '07)</b>

- 1990 Sara Allison
- 1991 Tosha Comendant
- Cara Dane \*
- 1992 Sienna Curci †
- Tosha Comendant \*
- 1993 Tosha Comendant
- Sienna Curci
- 1995 Brooke Weaver \*
- 1996 Jessica Dinaberg \*
- Lynn Guevara \*
- Debbie Walery \*
- Brooke Weaver \*
- 1997 Sara Waltman †
- Kellie Alva \*
- Jessica Dinaberg \*
- Jennifer Kriste \*
- Amanda Selby \*
- Debbie Walery \*
- Brooke Weaver \*
- 1998 Sara Waltman
- 1999 Candace McNamee \*
- 2000 Laurel Kokaska \*
- Caity Noonan \*
- 2001 Lisa Collette \*
- Heather Diers \*
- Jenna Grigsby \*
- Reena Pardiwala \*
- 2002 Heather Diers \*
- Jenna Grigsby \*
- Mia Jerkov \*
- Caity Noonan \*
- Leah Young \*
- 2003 Alicia Powers \*
- 2004 Samantha Carter \*
- Jillian Davis \*
- Amanda Fox \*
- Alexis Kollias \*
- Natalie Smart \*
- 2005 Samantha Carter \*
- Jillian Davis \*
- Alexis Kollias \*
- Alicia Powers \*
- Angie Pressey \*
- 2006 Samantha Carter \*
- Vivian Cheung \*
- Jillian Davis \*
- Bryte Nielson \*
- Angie Pressey \*
- Natalie Smart \*
- Am'ra Solomon \***
- 2007 Angie Pressey †
- Kristen Kathan \***
- Kat Reilly \***

**NCAA REGIONAL ALL-TOURNAMENT TEAM**

- 2007 **Hana Cutura - MVP**
- Carli Lloyd**
- Angie Pressey



**Lisa Arce (1987-90) is a 2007 inductee into the Cal Athletic Hall of Fame.**

**CAL ALL-DECADE TEAM**

**(1986-96)**

- Lisa Arce
- Morgan Cecil
- Tosha Comendant
- Sienna Curci
- Cara Dane
- Shaney Fink
- Carolyn Kempker
- Holly McPeak
- Kelly Moomaw
- Tiffany Rochelle\*
- Jenny Swart
- Diana Yovino-Young
- \* Cal Athlete of the Decade

Current Players in **bold**

**Legend:** † Second Team  
^ Third Team  
\* Honorable Mention